Amundi MSCI World Information Technology UCITS ETF EUR Acc

FACTSHEET

Marketing Communication

31/10/2026

EQUITY

Objective and Investment Policy

The Fund is an index-tracking UCITS passively managed. The investment objective is to track both the upward and downward evolution of the MSCI WORLD INFORMATION TECHNOLOGY Net Total Return Index (net dividends reinvested) ("Benchmark Index"), representative of technology companies from the developed world markets, while minimizing the volatility of the difference between the return of the Fund and the return of the Benchmark Index (the "Tracking Error"). The anticipated level of Tracking Error in normal market conditions is indicated in the prospectus. Additional information about the Benchmark Index can be found at https://www.msci.com/ The Benchmark Index is a net total return index. A net total return index calculates the performance of the index constituents on the basis that any dividends or distributions are included in the index returns after withholding tax retention. The Fund seeks to achieve its objective via indirect replication by entering into an over-the-counter swap contract (financial derivative instrument, the "FDI"). The Fund may also invest in a diversified portfolio of international equities, whose performance will be exchanged against the performance of the benchmark Index via the FDI. Updated composition of the Fund holdings is available on www.amundietf.com. In addition, the indicative net asset value is published on the Reuters and Bloomberg pages of the Fund, and might also be mentioned on the websites of the stock exchanges where the Fund is listed.

Performances from 31/10/2016 to 30/10/2026 (Source : Fund Admin)

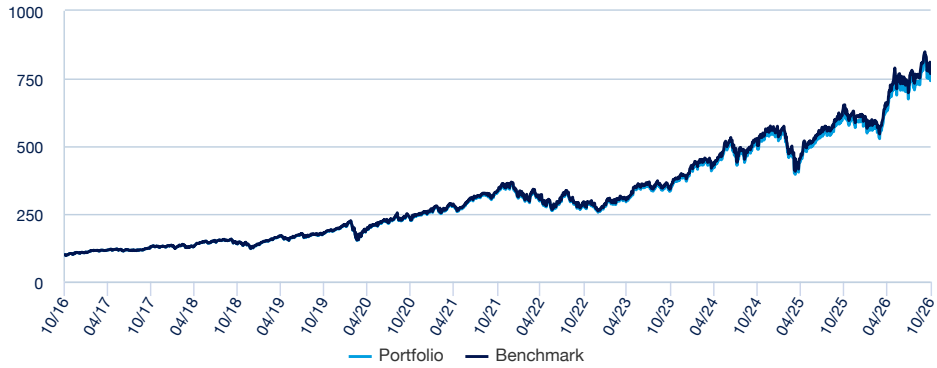

Risk indicators (Source: Fund Admin)

	1 year	3 years	5 years	Inception to date *
Portfolio volatility *	22.63%	23.57%	23.54%	20.08%
Benchmark volatility	22.63%	23.57%	23.53%	20.06%
Ex-post Tracking Error	0.01%	0.01%	0.02%	0.04%
Sharpe ratio	0.69	1.08	0.65	0.96

* Volatility is a statistical indicator that measures an asset's variations around its average value. For example, market variations of +/- 1.5% per day correspond to a volatility of 25% per year. The higher the volatility, the higher the risk.
The Tracking Error indicator measures the performance's difference between the fund and the benchmark

Cumulative returns* (Source: Fund Admin)

Since	YTD 31/12/2025	1 month 30/09/2026	3 months 31/07/2026	1 year 31/10/2025	3 years 31/10/2023	5 years 29/10/2021	Since 16/08/2010
Portfolio	25.95%	-5.37%	6.14%	17.72%	118.66%	123.92%	1,833.34%
Benchmark	26.43%	-5.34%	6.26%	18.25%	121.26%	128.30%	1,956.00%
Spread	-0.48%	-0.04%	-0.12%	-0.53%	-2.61%	-4.38%	-122.66%

Calendar year performance* (Source: Fund Admin)

	2025	2024	2023	2022	2021	2020	2019	2018	2017	2016
Portfolio	8.46%	41.20%	47.52%	-26.53%	39.26%	31.43%	49.69%	2.03%	21.19%	14.32%
Benchmark	8.89%	41.72%	48.08%	-26.25%	39.71%	31.90%	50.27%	2.32%	21.42%	14.79%
Spread	-0.43%	-0.52%	-0.56%	-0.27%	-0.45%	-0.47%	-0.58%	-0.29%	-0.22%	-0.46%

** Source : Amundi. The above cover complete periods of 12 months for each calendar year.* ***Past performance is no predictor of current and future results and does not guarantee future yield*** *. Any losses or gains do not take into consideration any costs, commissions and fees incurred by the investor in the issue and buyout of the shares (e.g. taxes, brokerage fees or other commissions deducted by the financial intermediary). If performance is calculated in a currency other than the euro, any losses or gains generated can thereby be affected by exchange rate fluctuations (both upward and downward). The discrepancy accounts for the performance difference between the portfolio and the index.*

Amundi MSCI World Information Technology UCITS ETF EUR Acc

FACTSHEET

Marketing Communication
31/10/2026

EQUITY

Risk & Reward Profile (SRRI) (Source: Fund Admin)

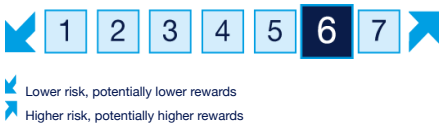

Lower risk, potentially lower rewards

Higher risk, potentially higher rewards

The SRRI represents the risk and return profile as presented in the Key Investor Information Document (KIID). The lowest category does not imply that there is no risk. The SRRI is not guaranteed and may change over time.

We have classified this product as 5 out of 7, which is a medium-high risk class. This rates the potential losses from future performance at a medium-high level, and poor market conditions will likely impact our capacity to pay you. Additional risks: Market liquidity risk could amplify the variation of product performances. This product does not include any protection from future market performance so you could lose some or all of your investment. Beside the risks included in the risk indicator, other risks may affect the Sub-Fund's performance. Please refer to the MULTI UNITS LUXEMBOURG prospectus.

Characteristics (source: Amundi)

Net Asset Value (NAV)	**A : 1,201.48 EUR (30/10/2026)**
Assets Under Management (AUM)	**3,147.72 (million EUR ; 30/10/2026)**
ISIN code	**A : LU0533033667**
Replication type	**Synthetical**
Benchmark	**100% MSCI World Index / Information Technology -SEC**
Type of shares	**Accumulation**
Fund structure	SICAV under Luxembourg law
UCITS compliant	UCITS
Management Company	Amundi Luxembourg SA
Fund manager	01/01/2024: Amundi Asset Management
Primary Market Maker	SOCIETE GENERALE / LANG & SCHWARZ
Administrator	SOCIETE GENERALE LUXEMBOURG
Custodian	SOCIETE GENERALE LUXEMBOURG
Independent auditor	DELOITTE AUDIT
Sub-fund launch date	16/08/2010
Share-class inception date	16/08/2010
First NAV	62.15 (EUR ; 16/08/2010)
Sub-fund reference currency	EUR
Share-class reference currency	EUR
Minimum investment to the secondary market	1 Share(s)
Frequency of NAV calculation	Daily
Dealing times	Orders received each day D day before 6.30 pm
Minimum recommended investment period	5 years
Fiscal year end	September
Performance fees	No
Benchmark index performance record	16/08/2010 : 100.00% MSCI World Index / Information Technology -SEC

Amundi Asset Management, SAS (French : Société par Actions Simplifiée) with a capital of 1 143 615 555 €
AMF approved Portfolio Management Company- GP number 04000036
Corporate address: 91-93, Boulevard Pasteur - 75015 Paris- France 437 574 452 RCS Paris
This material is solely for the attention of "professional" investors.

Amundi MSCI World Information Technology UCITS ETF EUR Acc

FACTSHEET

Marketing Communication
31/10/2026

EQUITY

Index Data (Source : Amundi)

Description of the Index

The MSCI Daily TR World Net Information Technology USD is a free float-adjusted market capitalization index that is designed to measure the investable universe and the performance of the Information Technology listed companies. It is designed to cover large and mid cap securities and is constructed using the MSCI Global Investable Market Index (GIMI) methodology to match the size, liquidity and minimum free float criteria. The complete methodology of the index is available on www.msci.com.

Information (Source: Amundi)

Asset class : **Equity**
Exposure : **International**

Holdings : **132**

Top 10 benchmark holdings (source : Amundi)

	% of assets (Index)
APPLE INC	18.34%
NVIDIA CORP	17.58%
MICROSOFT CORP	13.39%
BROADCOM INC	5.58%
MICRON TECHNOLOGY INC	3.78%
ADVANCED MICRO DEVICES	3.30%
ASML HOLDING NV	2.33%
PALANTIR TECHN-A	1.53%
CISCO SYSTEMS INC	1.53%
INTEL CORP	1.45%
Total	**68.81%**

For illustrative purposes only and not a recommendation to buy or sell securities.

Geographical breakdown (for illustrative purposes only - Source: Amundi)

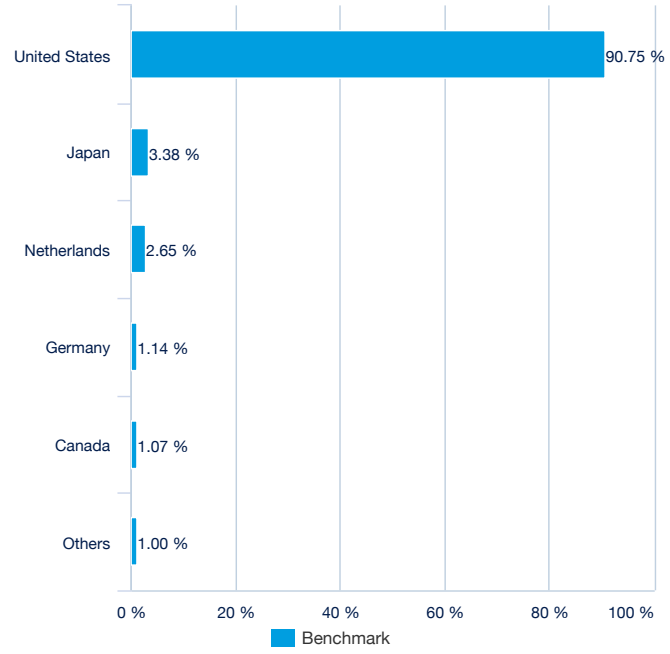

Benchmark Sector breakdown (for illustrative purposes only - Source : Amundi)

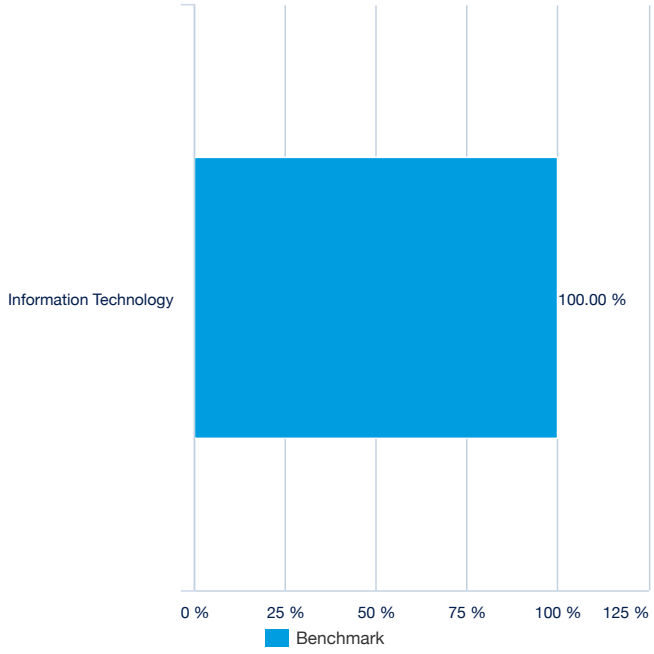

Amundi Asset Management, SAS (French : Société par Actions Simplifiée) with a capital of 1 143 615 555 €
AMF approved Portfolio Management Company- GP number 04000036
Corporate address: 91-93, Boulevard Pasteur - 75015 Paris- France 437 574 452 RCS Paris
This material is solely for the attention of "professional" investors.

EQUITY

Listing data (source : Amundi)

Place	CCY	Bloomberg Ticker	Bloomberg iNAV	Reuters RIC	Reuters iNAV
Deutsche Boerse (Xetra)	EUR	LYPG GY	LYPGIV	LYPG.DE	LYPGINAV=SOLA
Euronext Paris	EUR	TNOW FP	LYPGIV	LYXTNOW.PA	LYPGINAV=SOLA
Euronext Milan	EUR	TNOW IM	LYPGIV	LTNOW.MI	LYPGINAV=SOLA

Contact

ETF Sales contact

France & Luxembourg	+33 (0)1 76 32 65 76
Germany & Austria	+49 (0) 800 111 1928
Italy	+39 02 0065 2965
Switzerland (German)	+41 44 588 99 36
Switzerland (French)	+41 22 316 01 51
United Kingdom	+44 (0) 20 7 074 9598
United Kingdom (Instit)	+44 (0) 800 260 5644
Netherlands	+31 20 794 04 79
Nordic countries	+46 8 5348 2271
Hong Kong	+65 64 39 93 50
Spain	+34 914 36 72 45

ETF Capital Markets contact

Téléphone	+33 (0)1 76 32 19 93
Bloomberg IB Chat	Capital Markets Amundi ETF
	Capital Markets Amundi HK ETF

ETF Market Makers contact

BNP Paribas	+33 (0)1 40 14 60 01
Kepler Cheuvreux	+33 (0)1 53 65 35 25

Amundi contact

Amundi ETF
90 bd Pasteur
CS 21564
75 730 Paris Cedex 15 - France
Hotline : +33 (0)1 76 32 47 74
info-etf@amundi.com

Facilities Agent
Amundi (UK) Limited
77 Coleman Street London
EC2R 5BJ - United Kingdom

Index Providers

THE SUB-FUND IS NOT SPONSORED, ENDORSED, SOLD OR PROMOTED BY MSCI INC. ("MSCI"), ANY OF ITS AFFILIATES, ANY OF ITS INFORMATION PROVIDERS OR ANY THIRD PARTY INVOLVED IN, OR RELATED TO, COMPILING OR CREATING ANY MSCI INDEX (COLLECTIVELY, THE "MSCI PARTIES"). THE MSCI INDICES ARE THE EXCLUSIVE PROPERTY OF MSCI AND ARE SERVICE MARKS OF MSCI OR ITS AFFILIATES. THE MSCI INDICES HAVE BEEN LICENSED FOR USE FOR CERTAIN PURPOSES BY AMUNDI. NONE OF THE MSCI PARTIES MAKES ANY REPRESENTATION OR WARRANTY, EXPRESS OR IMPLIED, TO THE ISSUER OR OWNERS OF THIS SUB-FUND OR ANY OTHER PERSON OR ENTITY REGARDING THE ADVISABILITY OF INVESTING IN SUBFUNDS GENERALLY OR IN THIS PARTICULAR SUB-FUND OR THE ABILITY OF ANY MSCI INDEX TO TRACK CORRESPONDING STOCK MARKET PERFORMANCE. MSCI OR ITS AFFILIATES ARE THE LICENSORS OF CERTAIN TRADEMARKS, SERVICE MARKS AND TRADE NAMES AND OF THE MSCI INDICES WHICH ARE DETERMINED, COMPOSED AND CALCULATED BY MSCI WITHOUT REGARD TO AMUNDI OR THIS SUB-FUND OR THIS SUB-FUND'S UNITHOLDERS OR ANY OTHER PERSON OR ENTITY. NONE OF THE MSCI PARTIES HAS ANY OBLIGATION TO TAKE THE NEEDS OF THE AMUNDI, THIS SUB-FUND'S UNITHOLDERS OR ANY OTHER PERSON OR ENTITY INTOCONSIDERATION IN DETERMINING, COMPOSING OR CALCULATING THE MSCI INDICES. NONE OF THE MSCI PARTIES IS RESPONSIBLE FOR OR HAS PARTICIPATED IN DETERMINATION OF THE TIMING OF, PRICES AT, OR QUANTITIES OF THIS SUB-FUND TO BE ISSUED OR IN THE DETERMINATION OR CALCULATION OF THE EQUATION BY OR THE CONSIDERATION INTO WHICH THIS SUB-FUND IS REDEEMABLE. FURTHERMORE, NONE OF THE MSCI PARTIES HAS ANY OBLIGATION OR LIABILITY TO THE ISSUER OR OWNERS OF THIS SUB-FUND OR ANY OTHER PERSON OR ENTITY IN CONNECTION WITH THE ADMINISTRATION, MARKETING OR OFFERING OF THIS SUB-FUND. ALTHOUGH MSCI SHALL OBTAIN INFORMATION FOR INCLUSION IN OR FOR USE IN THE CALCULATION OF THE MSCI INDICES FROM SOURCES THAT MSCI CONSIDERS RELIABLE, NONE OF THE MSCI PARTIES WARRANTS OR GUARANTEES THE ORIGINALITY, ACCURACY AND/OR THE COMPLETENESS OF ANY MSCI INDEX OR ANY DATA INCLUDED THEREIN. NONE OF THE MSCI PARTIES MAKES ANY WARRANTY, EXPRESS OR IMPLIED, AS TO RESULTS TO BE OBTAINED BY THE ISSUER OF THE SUB-FUND, OWNERS OF THE SUB-FUND, OR ANY OTHER PERSON OR ENTITY, FROM THE USE OF ANY MSCI INDEX OR ANY DATA INCLUDED THEREIN. NONE OF THE MSCI PARTIES SHALL HAVE ANY LIABILITY FOR ANY ERRORS, OMISSIONS OR INTERRUPTIONS OF OR IN CONNECTION WITH ANY MSCI INDEX OR ANY DATA INCLUDED THEREIN. FURTHERMORE, NONE OF THE MSCI PARTIES MAKES ANY EXPRESS OR IMPLIED WARRANTIES OF ANY KIND, AND THE MSCI PARTIES HEREBY EXPRESSLY DISCLAIM ALL WARRANTIES OF MERCHANTABILITY AND FITNESS FOR A PARTICULAR PURPOSE, WITH RESPECT TO EACH MSCI INDEX AND ANY DATA INCLUDED THEREIN. WITHOUT LIMITING ANY OF THE FOREGOING, IN NO EVENT SHALL ANY OF THE MSCI PARTIES HAVE ANY LIABILITY FOR ANY DIRECT, INDIRECT, SPECIAL, PUNITIVE, CONSEQUENTIAL OR ANY OTHER DAMAGES (INCLUDING LOST PROFITS) EVEN IF NOTIFIED OF THE POSSIBILITY OF SUCH DAMAGES.

Important information

Note on the Fund management company and the fund
Multi Units Luxembourg, RCS B115129, Luxembourg SICAV located 9, rue de Bitbourg, L-1273 Luxembourg, and managed by Amundi Luxembourg S.A.
The Fund is described in a Key Information Document (KID), or Key Investor Information Document (KIID) for UK investors, and prospectus. The Funds KID, or KIID for UK investors, must be made available to potential subscribers prior to subscription.
The Funds reference material (KIID, prospectus, annual and semi-annual reports) can be obtained from Amundi on request, or obtained via the amundietf.com website.

In the United Kingdom (the "UK"), this website is being issued by Amundi (UK) Limited, 77 Coleman Street, London EC2R 5BJ, UK. Amundi (UK) Limited is authorised and regulated by the Financial Conduct Authority ("FCA") and entered on the FCA's Financial Services Register under number 114503. This may be checked at https://register.fca.org.uk/ and further information of its authorisation is available on request. Each fund and its relevant sub-fund(s) under its respective fund range that is referred to in this website (each, a "Fund") is a recognised collective investment scheme for the purposes of Section 264 of the Financial Services and Markets Act 2000 (the "FSMA").
Potential investors in the UK should be aware that none of the protections afforded by the UK regulatory system will apply to an investment in a Fund and that compensation will not be available under the UK Financial Services Compensation Scheme.
Regarding Funds admitted on a regulated market, the listing is subject to a volatility control mechanisms to ensure that the ETF price does not deviate significantly from a reference price set by the listing rules of the relevant regulated market, notably through the implementation of a trading halt mechanism in case of significant deviation from this reference price.
The Fund offers no capital guarantee. Investors may not get back the full amount of their initial investment, particularly in the event that the benchmark index falls. Subscribing to a UCITS may involve risks. Potential investors are advised to read the Funds risk profile, which is described in detail in the prospectus. The amount that is reasonable to invest in the Fund will depend on the personal circumstances of each investor. To determine this amount, investors should take into account their financial situation, personal assets, and current and future requirements, as well as considering their willingness to accept risks or conversely their preference to invest cautiously. Investors are also strongly recommended to sufficiently diversify their investments so as to avoid being exposed solely to the risks of this Fund. Investors should therefore seek advice in this regard from their usual advisors (legal, tax, financial and/or accounting) before purchasing any units of the Fund.
The source of the data contained in this document is Amundi Asset Management unless otherwise stated.

Policy regarding portfolio transparency and warning on secondary market
The policy regarding portfolio transparency and information on the funds assets are available on amundietf.com. Shares purchased on the secondary market cannot usually be sold directly back to the fund. Investors must buy and sell shares on a secondary market with the assistance of an intermediary (e.g. a stockbroker) and may incur fees for doing so. Investors may pay more than the current net asset value when buying shares and may receive less than the current net asset value when selling them.

« Technical net asset values may be calculated and published for any calendar day (excluding Saturdays and Sundays) that is neither a business day nor a transaction day. These technical net asset values are merely indicative and will not be the basis for purchasing, switching, redeeming and/or transferring shares."