

# Amundi NYSE Arca Gold Bugs UCITS ETF Dist

FACTSHEET

Marketing  
Communication

30/04/2026

EQUITY ■

## Key Information (Source: Amundi)

Net Asset Value (NAV) : **73.45 ( USD )**  
 NAV and AUM as of : **30/04/2026**  
 Assets Under Management (AUM) :  
**786.62 ( million USD )**  
 ISIN code : **LU2611731824**  
 Replication type : **Physical**  
 Benchmark : **100% NYSE ARCA GOLD BUGS**

## Objective and Investment Policy

The objective of this Sub-Fund is to track the performance of the NYSE Arca Gold BUGS Index (the "Index"), and to minimize the tracking error between the net asset value of the sub-fund and the performance of the Index.

The Sub-Fund aims to achieve a level of tracking error of the Sub-Fund and its index that will not normally exceed 1%.

## Risk & Reward Profile (SRR) (Source: Fund Admin)



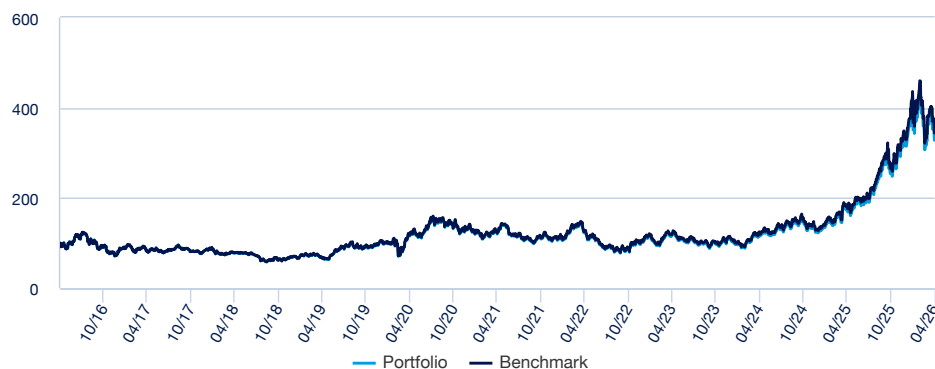
Lower risk, potentially lower rewards

Higher risk, potentially higher rewards

The SRR represents the risk and return profile as presented in the Key Investor Information Document (KIID). The lowest category does not imply that there is no risk. The SRR is not guaranteed and may change over time.

## Returns (Source: Fund Admin) - Past performance does not predict future returns

### Performances from 02/05/2016 to 30/04/2026 (Source : Fund Admin)



### Risk indicators (Source: Fund Admin)

	1 year	3 years	Inception to date *
Portfolio volatility	44.49%	37.76%	37.04%
Benchmark volatility	44.50%	37.77%	37.04%
Ex-post Tracking Error	0.07%	0.06%	0.24%
Sharpe ratio	2.30	1.09	0.05

\* Volatility is a statistical indicator that measures an asset's variations around its average value. For example, market variations of +/- 1.5% per day correspond to a volatility of 25% per year. The higher the volatility, the higher the risk. The Tracking Error indicator measures the performance's difference between the fund and the benchmark

### Cumulative returns\* (Source: Fund Admin)

Since	YTD	1 month	3 months	1 year	3 years	5 years	Since
Since	31/12/2025	31/03/2026	30/01/2026	30/04/2025	28/04/2023	30/04/2021	11/05/2010
Portfolio	7.03%	-3.63%	-3.86%	91.27%	191.91%	180.88%	59.08%
Benchmark	7.30%	-3.59%	-3.66%	92.59%	197.57%	189.95%	65.37%
Spread	-0.27%	-0.04%	-0.20%	-1.32%	-5.67%	-9.06%	-6.30%

### Calendar year performance\* (Source: Fund Admin)

	2025	2024	2023	2022	2021
Portfolio	155.04%	13.79%	6.80%	-9.94%	-
Benchmark	156.73%	14.57%	7.38%	-9.35%	-
Spread	-1.69%	-0.78%	-0.58%	-0.59%	-

\* Source : Amundi. The above cover complete periods of 12 months for each calendar year. **Past performance is no predictor of current and future results and does not guarantee future yield**. Any losses or gains do not take into consideration any costs, commissions and fees incurred by the investor in the issue and buyout of the shares (e.g. taxes, brokerage fees or other commissions deducted by the financial intermediary). If performance is calculated in a currency other than the euro, any losses or gains generated can thereby be affected by exchange rate fluctuations (both upward and downward). The discrepancy accounts for the performance difference between the portfolio and the index.

EQUITY ■

Index Data (Source : Amundi)

Description of the Index

The Index is composed of companies involved in gold mining. The Index reflects short-term gold price movements by including companies which protect their gold production for a period of no more than 1.5 years. Only the share prices of companies contained in the Index are taken into account in the Index calculation.

Information (Source: Amundi)

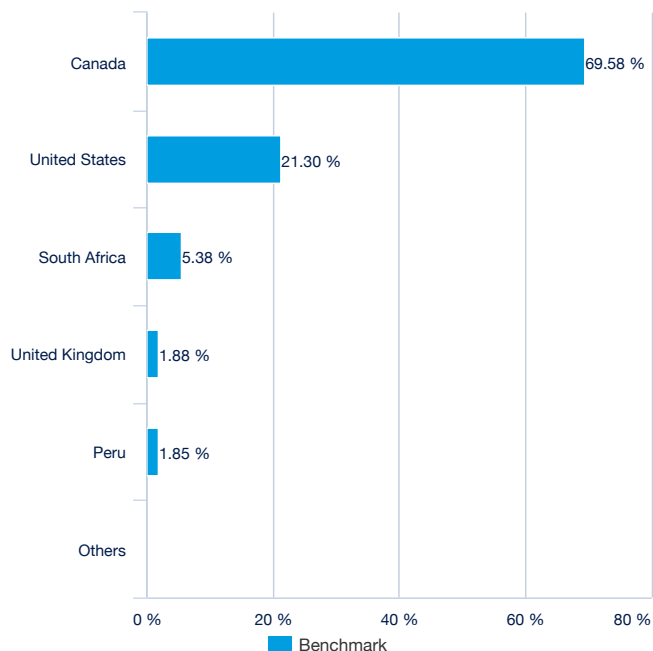
Asset class : **Equity**  
Exposure : **International**  
Benchmark index currency : **USD**  
Holdings : **36**

Top 10 benchmark holdings (source : Amundi)

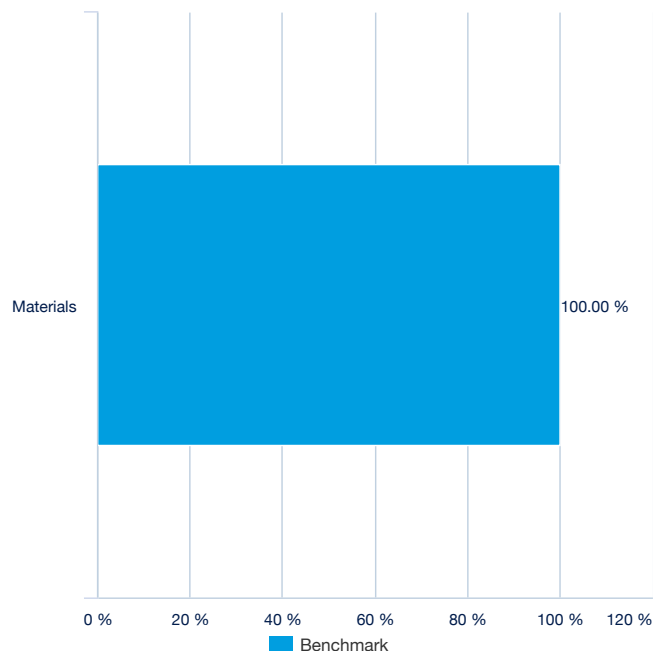
	% of assets (Index)
NEWMONT CORP USD	16.16%
AGNICO EAG MINES-USD	15.34%
BARRICK MINING CORP	9.99%
AURA MINERALS INC USD	2.29%
SSR MINING INC -USD	2.02%
ARIS MINING CORP USD	1.94%
ORLA MINING LTD USD	1.89%
CENTERRA GOLD INC	1.89%
ANGLOGOLD ASHANTI PLC NYSE	1.88%
KINROSS GOLD CORP US	1.87%
<b>Total</b>	<b>55.27%</b>

For illustrative purposes only and not a recommendation to buy or sell securities.

Geographical breakdown (for illustrative purposes only - Source: Amundi)



Benchmark Sector breakdown (for illustrative purposes only - Source : Amundi)



## EQUITY ■

## Principal characteristics (Source : Amundi)

Fund structure	SICAV under Luxembourg law
UCITS compliant	UCITS
Management Company	Amundi Luxembourg SA
Administrator	CACEIS Bank, Luxembourg Branch
Custodian	CACEIS Bank, Luxembourg Branch
Independent auditor	DELOITTE AUDIT
Share-class inception date	07/12/2023
Date of the first NAV	11/05/2010
Share-class reference currency	USD
Classification	-
Type of shares	Distribution
ISIN code	LU2611731824
Minimum investment to the secondary market	1 Share(s)
Frequency of NAV calculation	Daily
Management fees and other administrative or operating costs	0.65%
Minimum recommended investment period	5 years
Fiscal year end	September
ISA and SIPP Eligible	-
Primary Market Maker	BNP Paribas

## Listing data (source : Amundi)

Place	CCY	Bloomberg Ticker	Bloomberg iNAV	Reuters RIC	Reuters iNAV
Six Swiss Exchange	USD	CBGOLD SW	CBGOLDIV	CBGOLD.S	CBGOLDINAV=SOLA
Deutsche Boerse (Xetra)	EUR	CD91 GY	CNAVHUI	CD91.DE	CD91EURINAV=SOLA
Euronext Paris	EUR	GLDM FP	CNAVHUI	GLDM.PA	CD91EURINAV=SOLA
Euronext Amsterdam	USD	GLDU NA	CBGOLDIV	CD91.AS	CBGOLDINAV=SOLA

## Contact

## ETF Sales contact

France & Luxembourg	+33 (0)1 76 32 65 76
Germany & Austria	+49 (0) 800 111 1928
Italy	+39 02 0065 2965
Switzerland (German)	+41 44 588 99 36
Switzerland (French)	+41 22 316 01 51
United Kingdom	+44 (0) 20 7 074 9598
United Kingdom (Instit)	+44 (0) 800 260 5644
Netherlands	+31 20 794 04 79
Nordic countries	+46 8 5348 2271
Hong Kong	+65 64 39 93 50
Spain	+34 914 36 72 45

## ETF Capital Markets contact

Téléphone	+33 (0)1 76 32 19 93
Bloomberg IB Chat	Capital Markets Amundi ETF Capital Markets Amundi HK ETF

## ETF Market Makers contact

BNP Paribas	+33 (0)1 40 14 60 01
Kepler Cheuvreux	+33 (0)1 53 65 35 25

## Amundi contact

**Amundi ETF**  
90 bd Pasteur  
CS 21564  
75 730 Paris Cedex 15 - France  
**Hotline :** +33 (0)1 76 32 47 74  
info-etf@amundi.com

**Facilities Agent**  
Amundi (UK) Limited  
41 Lothbury - London  
EC2R 7HF - United Kingdom

## Important information

This document is provided for information purposes only and does not constitute a recommendation, a solicitation, an offer, advice or an invitation to purchase or sell any units or shares of the fund (FCP), collective employee fund (FCPE), SICAV, SICAV sub-fund or SICAV investing primarily in real estate (SPPICAV) (collectively, "the Funds") described herein and should in no case be interpreted as such. This document is not a contract or commitment of any form. Information contained in this document may be altered without notice. The management company accepts no liability whatsoever, whether direct or indirect, that may arise from the use of information contained in this document. The management company can in no way be held responsible for any decision or investment made on the basis of information contained in this document. The information contained in this document is disclosed to you on a confidential basis and shall not be copied, reproduced, modified, translated or distributed without the prior written approval of the management company, to any third person or entity in any country or jurisdiction which would subject the management company or any of the funds, to any registration requirements within these jurisdictions or where it might be considered as unlawful. Not all of the funds are systematically registered in all jurisdictions of all investors. Investment involves risk. The past performances shown in this document, and simulations based on these, do not guarantee future results, nor are they reliable indicators of future performance. The value of an investment in units or shares of the funds may fluctuate according to market conditions and cause the value of an investment to go up or down. As a result, fund investors may lose all or part of the capital originally invested. All potential investors in the funds are advised to ascertain whether such an investment is compatible with the laws to which they are subject and the tax implications of such an investment prior to investing, and to familiarise themselves with the legal documents in force for each fund. Concerning mandates, this document is a part of the periodic statement of the management activities of your portfolio and must be read in conjunction with any other periodic statement or notice of confirmation provided by your custodian and related to the transactions of your portfolio. Unless stated otherwise, the management company is the source of the data in this document. The date of the data in this document is that indicated at the top of the document, unless otherwise stated.