

# AMUNDI ETF DAX UCITS ETF DR

EQUITY ■

FACTSHEET

Marketing  
Communication

31/03/2024

## Key Information (Source: Amundi)

Net Asset Value (NAV) : **331.09 ( EUR )**  
NAV and AUM as of : **28/03/2024**  
Assets Under Management (AUM) :  
**654.76 ( million EUR )**  
ISIN code : **FR0010655712**  
Replication type : **Physical**  
Benchmark : **DAX NET RETURN**

## Objective and Investment Policy

This ETF seeks to replicate as closely as possible the performance of the DAX index whether the trend is rising or falling.

## Risk & Reward Profile (SRII) (Source: Fund Admin)

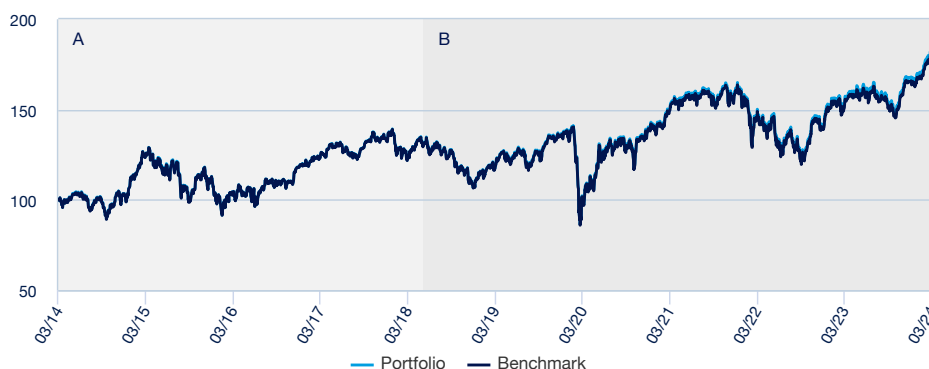


Lower risk, potentially lower rewards  
Higher risk, potentially higher rewards

The SRII represents the risk and return profile as presented in the Key Investor Information Document (KIID). The lowest category does not imply that there is no risk. The SRII is not guaranteed and may change over time.

## Returns (Source: Fund Admin) - Past performance does not predict future returns

### Performances from 28/03/2014 to 28/03/2024 (Source : Fund Admin)



A : Benchmark index until 06/05/2018 : MSCI Germany

B : Benchmark Index as of 06/06/2018 : DAX

### Cumulative returns\* (Source: Fund Admin)

	YTD	1 month	3 months	1 year	3 years	5 years	Since
Since	29/12/2023	29/02/2024	29/12/2023	31/03/2023	31/03/2021	29/03/2019	16/09/2008
Portfolio	10.30%	4.60%	10.30%	17.64%	21.28%	56.41%	178.90%
Benchmark	10.29%	4.61%	10.29%	17.36%	20.50%	54.77%	174.19%
Spread	0.01%	-0.01%	0.01%	0.28%	0.77%	1.64%	4.72%

### Calendar year performance\* (Source: Fund Admin)

	2023	2022	2021	2020	2019	2018	2017	2016	2015	2014
Portfolio	19.62%	-12.87%	15.33%	3.04%	24.89%	-18.26%	12.20%	5.85%	9.27%	2.17%
Benchmark	19.34%	-13.10%	15.18%	2.83%	24.60%	-18.29%	12.17%	5.82%	9.29%	2.08%
Spread	0.28%	0.23%	0.16%	0.22%	0.29%	0.04%	0.03%	0.03%	-0.02%	0.09%

### Risk indicators (Source: Fund Admin)

	1 year	3 years	Inception to date *
Portfolio volatility	12.19%	15.62%	22.12%
Benchmark volatility	12.20%	15.63%	22.12%
Ex-post Tracking Error	0.17%	0.15%	0.16%
Sharpe ratio	1.15	0.33	0.28

\* Volatility is a statistical indicator that measures an asset's variations around its average value. For example, market variations of +/- 1.5% per day correspond to a volatility of 25% per year.  
The Tracking Error indicator measures the performance's difference between the fund and the benchmark

\* Source : Amundi. The above cover complete periods of 12 months for each calendar year. **Past performance is no predictor of current and future results and does not guarantee future yield** . Any losses or gains do not take into consideration any costs, commissions and fees incurred by the investor in the issue and buyout of the shares (e.g. taxes, brokerage fees or other commissions deducted by the financial intermediary). If performance is calculated in a currency other than the euro, any losses or gains generated can thereby be affected by exchange rate fluctuations (both upward and downward). The discrepancy accounts for the performance difference between the portfolio and the index.

## Meet the Team

**Isabelle Lafargue**Head of Index & Multistrategies Management –  
Regional Funds**Pierre Navarre**

Portfolio Manager - Index &amp; Multistrategies

**Salah Benaissa**

Co-Portfolio Manager

## Index Data (Source : Amundi)

## Description of the Index

The equities in the DAX Index are leading securities traded in the German markets. It includes the 40 highest and most actively traded market caps on the "Prime Standard" market segment of the Frankfurt Stock Exchange

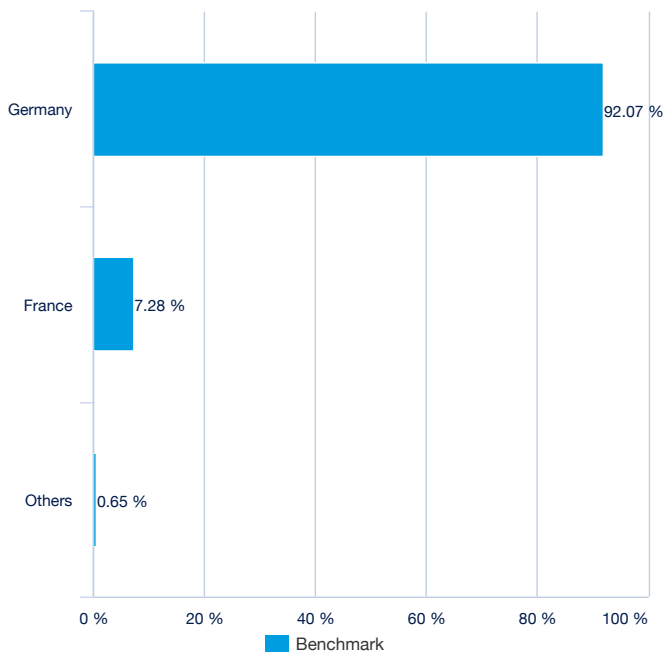
## Information (Source: Amundi)

Asset class : **Equity**Exposure : **Europe**Benchmark index currency : **EUR**Holdings : **40**

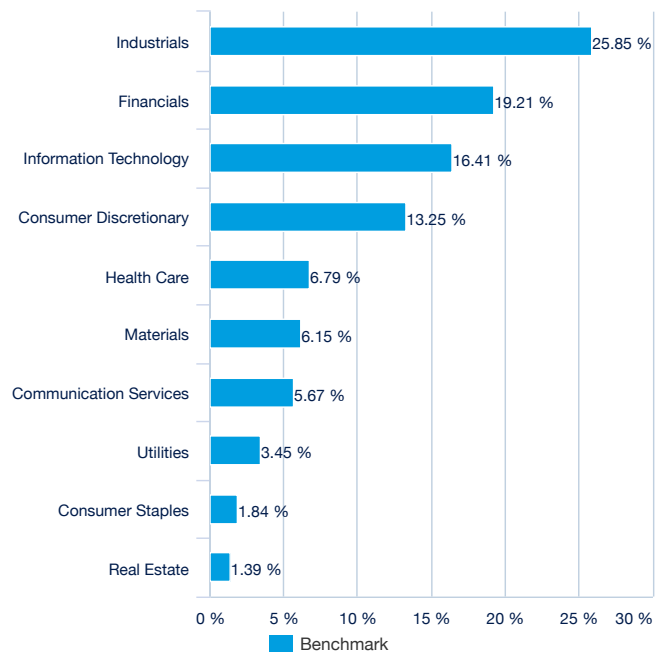
## Top 10 benchmark holdings (source : Amundi)

	% of assets (Index)
SAP SE / XETRA	13.42%
SIEMENS AG-REG	9.67%
ALLIANZ SE-REG	7.91%
AIRBUS SE-BERLIN	7.28%
DEUTSCHE TELEKOM NAM (XETRA)	5.67%
MUENCHENER RUECKVER AG-REG	4.49%
MERCEDES-BENZ GROUP AG	4.29%
BASF SE XETRA	3.43%
INFINEON TECHNOLOGIES AG	2.99%
DHL GROUP (XETRA)	2.79%
<b>Total</b>	<b>61.95%</b>

## Geographical breakdown (Source: Amundi)



## Benchmark Sector breakdown (source : Amundi)



## EQUITY ■

## Principal characteristics (Source : Amundi)

Fund structure	Mutual Fund (FCP) under French law
UCITS compliant	UCITS
Management Company	Amundi Asset Management
Administrator	CACEIS Fund Administration France
Custodian	CACEIS Bank
Independent auditor	PRICEWATERHOUSECOOPERS AUDIT
Share-class inception date	16/09/2008
Date of the first NAV	16/09/2008
Share-class reference currency	EUR
Classification	Euro zone equities
Type of shares	Accumulation and/or Distribution
ISIN code	FR0010655712
Minimum investment to the secondary market	1 Share(s)
Frequency of NAV calculation	Daily
Ongoing charges	0.10% ( realized ) - 01/04/2022
Minimum recommended investment period	5 years
Fiscal year end	March
ISA and SIPP Eligible	Yes
UK Distrib/Report Status	Yes
Primary Market Maker	BNP Paribas

## Listing data (source : Amundi)

Place	Hours	CCY	Mnemo	Bloomberg Ticker	Bloomberg iNAV	Reuters RIC	Reuters iNAV
BIVA	-	EUR	CG1	CG1N MM	-	-	-
London Stock Exchange	8:00 - 16:30	GBX	CG1	CG1 LN	INCG1	CG1.L	INCG1INAV.PA
Borsa Italiana	9:00 - 17:30	EUR	CG1	CG1 IM	INCG1	CG1.MI	INCG1INAV.PA
Deutsche Börse	9:00 - 17:30	EUR	18MJ	CG1GR GY	INCG1	CG1.DE	INCG1INAV.PA
Nyse Euronext Paris	9:05 - 17:35	EUR	CG1	CG1 FP	INCG1	CG1.PA	INCG1INAV.PA

## Contact

## ETF Sales contact

France & Luxembourg	+33 (0)1 76 32 65 76
Germany & Austria	+49 (0) 800 111 1928
Italy	+39 02 0065 2965
Switzerland (German)	+41 44 588 99 36
Switzerland (French)	+41 22 316 01 51
UNITED KINGDOM (Retail)	+44 (0) 20 7 074 9598
UNITED KINGDOM (Instit)	+44 (0) 800 260 5644
Netherlands	+31 20 794 04 79
Nordic countries	+46 8 5348 2271
Hong Kong	+65 64 39 93 50
Spain	+34 914 36 72 45

## ETF Capital Markets contact

Téléphone	+33 (0)1 76 32 19 93
Bloomberg IB Chat	Capital Markets Amundi ETF Capital Markets Amundi HK ETF

## ETF Market Makers contact

BNP Paribas	+33 (0)1 40 14 60 01
Kepler Cheuvreux	+33 (0)1 53 65 35 25

## Amundi contact

**Amundi ETF**  
90 bd Pasteur  
CS 21564  
75 730 Paris Cedex 15 - France  
**Hotline :** +33 (0)1 76 32 47 74  
info@amundiETF.com

**Facilities Agent**  
Amundi (UK) Limited  
41 Lothbury - London  
EC2R 7HF - United Kingdom

## Index Providers

Deutsche Börse AG, the Deutsche Börse Group and their licensors, research partners or data providers shall not provide any guarantee and shall not be held liable (in the event of negligence or otherwise), in connection with AMUNDI ETF DAX UCITS ETF DR or its performance.

Deutsche Börse AG shall not acknowledge any contractual relationship with buyers of AMUNDI ETF DAX UCITS ETF DR or any other third party.

More specifically,

- Deutsche Börse AG, the Deutsche Börse Group and their licensors, research partners or data providers shall not provide, whether expressly or implicitly, a guarantee, and shall not be liable for:

\* the results that will be obtained by AMUNDI ETF DAX UCITS ETF DR, the holder of AMUNDI ETF DAX UCITS ETF DR or any other person in connection with the use of DAX® and the data included in DAX®;

\* the accuracy, reliability and completeness of DAX® and its data;

\* the tradability of DAX® and its data as well as its suitability for a precise usage or particular purpose;

\* the performance of AMUNDI ETF DAX UCITS ETF DR in general.

- Deutsche Börse AG, the Deutsche Börse Group and their licensors, research partners or data providers shall not provide any guarantee and shall not be held liable for any error, omission or interruption of DAX® or its data;

- In no case may Deutsche Börse AG, the Deutsche Börse Group and their licensors, research partners or data providers be held liable (in the event of negligence or otherwise) for any shortfall or indirect damage or loss of a punitive nature, specific to or following such errors, omissions or interruptions relating to DAX® or its data or more generally in connection with AMUNDI ETF DAX UCITS ETF DR, even if Deutsche Börse AG, the Deutsche Börse and their licensors, research partners or data providers were warned of the existence of such risks.

The Licence Contract between AMUNDI ASSET MANAGEMENT and Deutsche Börse AG was established solely in their interest and not for that of the holders of AMUNDI ETF DAX UCITS ETF DR or any other third party.

## Important information

The Fund presents an unmeasurable risk of capital loss. Past performance in no way serves as either an indication of future results or a guarantee of future returns. For further information about the risks and before making any investment, refer to the Key Investor Information Document (KIID) and the prospectus for each fund, available in French on request or on the website: [amundiETF.fr](http://amundiETF.fr). The information contained in this document has been obtained from sources believed to be reliable. Amundi cannot, however, ensure that the information is accurate and reserves the right to amend the analyses presented above at any time. This document is of a non-contractual nature and in no way constitutes a recommendation, solicitation of an offer or an offer regarding a purchase, sale or exchange relating to the Fund described herein, and must under no circumstances be interpreted as such. The transparency policy and information on the composition of the funds' assets are available at [amundiETF.com](http://amundiETF.com). The indicative net asset value is published by the stock markets. Fund units purchased on the secondary market cannot generally be resold directly to the Fund. Investors must buy and sell units on a secondary market with the assistance of an intermediary (e.g. a broker) and may, in this case, have to pay charges. In addition, it is possible that investors may pay more than the current net asset value when they buy units and receive less than the current net asset value when they sell. Complete list of brokers and marketmakers available at : [amundiETF.com](http://amundiETF.com). Financial intermediary fees apply.

This document is designed exclusively for institutional, professional, qualified or sophisticated investors and distributors. It is not meant for the general public or private clients of any jurisdiction or those qualified as 'US Persons'. Approved investors in regard to the European Union are those which are defined as "Professional" investors in Directive 2004/39/EC of 21 April 2004 "MiFID" or, as the case may be, as defined under each local legislation and, insofar as the offer in Switzerland is concerned, "qualified investors" as set forth in the federal Law on Collective Investments (LPCC), the Ordinance on collective investments of 22 November 2006 (OPCC) and the FINMA 08/8 Circular regarding the legislation on collective investments of 20 November 2008. This document shall not, under any circumstance, be sent within the European Union to non "Professional" investors as defined by the MFI or under each local legislation, or in Switzerland to those investors which are not defined as "qualified investors" in the applicable law and regulations.