

AMUNDI MSCI NORTH AMERICA ESG CLIMATE NET ZERO AMBITION CTB UCITS ETF Dist

FACTSHEET

Marketing
Communication

31/03/2024

EQUITY ■

Key Information (Source: Amundi)

Net Asset Value (NAV) : **104.98 (EUR)**

NAV and AUM as of : **28/03/2024**

Assets Under Management (AUM) :
401.20 (million EUR)

ISIN code : **IE000MJXFEO**

Benchmark :

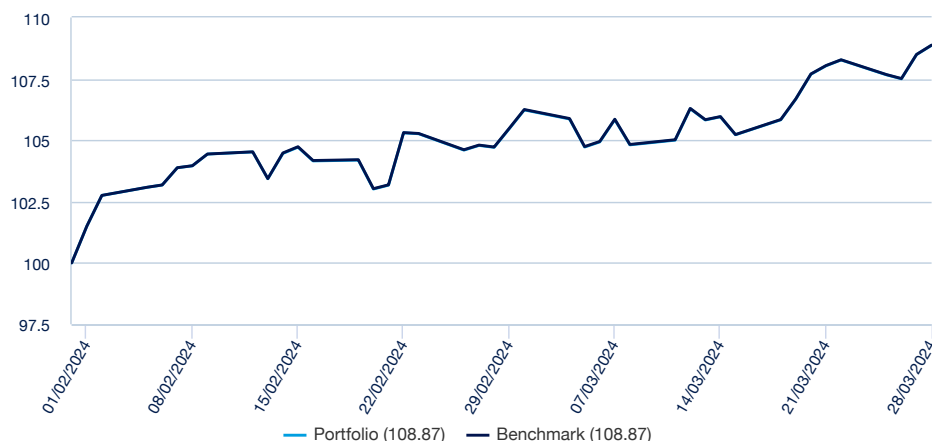
**100% MSCI NORTH AMERICA ESG BROAD CTB
SELECT**

Objective and Investment Policy

The objective of the Sub-Fund is to track the performance of the MSCI North America ESG Broad CTB Select Index (the "Index"). The Sub-Fund aims to achieve a level of tracking error of the Sub-Fund and its Index that will not normally exceed 1%.

Returns (Source: Fund Admin) - Past performance does not predict future returns

Performance evolution (rebased to 100) from 31/01/2024 to 28/03/2024* (Source: Fund Admin)



Cumulative Returns * (Source: Fund Admin)

	YTD	1 month	3 months	1 year	3 years	5 years	10 years	Since
Since	29/12/2023	29/02/2024	29/12/2023	31/03/2023	31/03/2021	29/03/2019	-	17/01/2018
Portfolio	11.92%	3.23%	11.92%	28.42%	43.48%	99.09%	-	122.31%
Benchmark	11.93%	3.22%	11.93%	28.57%	44.28%	100.39%	-	124.01%
Spread	-0.01%	0.01%	-0.01%	-0.14%	-0.80%	-1.31%	-	-1.70%

Calendar year performance * (Source: Fund Admin)

	2023	2022	2021	2020	2019
Portfolio	20.97%	-14.34%	35.94%	10.05%	34.09%
Benchmark	21.16%	-14.05%	36.04%	10.04%	34.27%
Spread	-0.19%	-0.28%	-0.10%	0.02%	-0.18%

* Source : Amundi. The above cover complete periods of 12 months for each calendar year. **Past performance is no predictor of current and future results and does not guarantee future yield**. Any losses or gains do not take into consideration any costs, commissions and fees incurred by the investor in the issue and buyout of the shares (e.g. taxes, brokerage fees or other commissions deducted by the financial intermediary). If performance is calculated in a currency other than the euro, any losses or gains generated can thereby be affected by exchange rate fluctuations (both upward and downward). The discrepancy accounts for the performance difference between the portfolio and the index.

Risk & Reward Profile (SRRI) (Source: Fund Admin)



Lower risk, potentially lower rewards

Higher risk, potentially higher rewards

The SRRI represents the risk and return profile as presented in the Key Investor Information Document (KIID). The lowest category does not imply that there is no risk. The SRRI is not guaranteed and may change over time.

Risk indicators (Source: Fund Admin)

	1 year	3 years	5 years
Portfolio volatility	11.03%	14.96%	17.81%
Benchmark volatility	11.02%	14.93%	17.78%
Ex-post Tracking Error	0.05%	0.11%	0.12%
Sharpe ratio	2.25	0.74	0.80
Portfolio Information ratio	-3.11	-1.82	-1.20

* Volatility is a statistical indicator that measures an asset's variations around its average value. For example, market variations of +/- 1.5% per day correspond to a volatility of 25% per year.

The Sharpe Ratio is a statistical indicator which measures the portfolio performance compared to a risk-free placement

EQUITY

Meet the Team

**Isabelle Lafargue**Head of Index & Multistategies Management –
Regional Funds**Christophe Neves**

Lead Portfolio Manager

**Eric Alcaraz**

Co-Portfolio Manager

Index Data (Source : Amundi)

Description of the Index

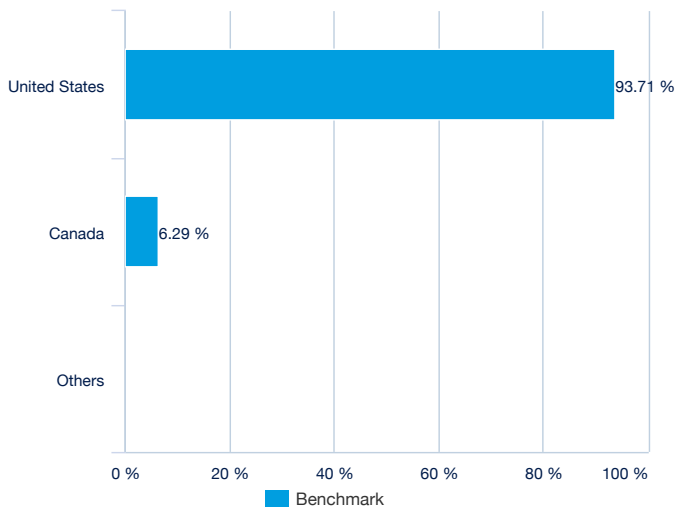
MSCI North America ESG Broad CTB Select Index is an equity index based on the MSCI North America Index representative of the large and mid-cap segments of the US and Canada markets (the "Parent Index"). The Index excludes companies whose products have negative social or environmental impacts, while overweighting companies with strong ESG Score. Additionally, the Index aims to represent the performance of a strategy that reweights securities based upon the opportunities and risks associated with the climate transition to meet the EU Climate Transition Benchmark ("EU CTB") regulation minimum requirements.

Information (Source: Amundi)

Asset class : **Equity**
Exposure : **North America**

Holdings : **617**

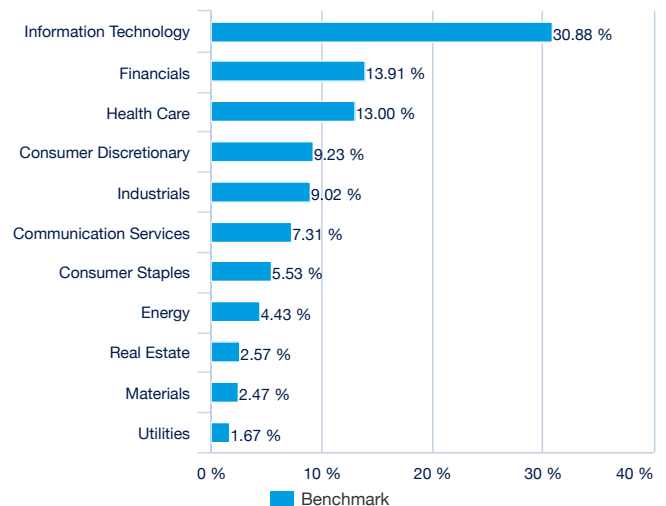
Geographical breakdown (Source: Amundi)



Top 10 benchmark holdings (source : Amundi)

	% of assets (Index)
MICROSOFT CORP	6.59%
APPLE INC	4.99%
NVIDIA CORP	4.82%
AMAZON.COM INC	3.33%
ALPHABET INC CL C	2.73%
META PLATFORMS INC-CLASS A	1.92%
ELI LILLY & CO	1.47%
UNITEDHEALTH GROUP INC	1.20%
TEXAS INSTRUMENTS	1.08%
HOME DEPOT INC	1.06%
Total	29.18%

Benchmark Sector breakdown (source : Amundi)



Information (Source: Amundi)

Fund structure	ICAV Irish
UCITS compliant	UCITS
Management Company	Amundi Ireland Limited
Administrator	HSBC Securities Services (Ireland) DAC
Custodian	HSBC Continental Europe
Independent auditor	PRICEWATERHOUSECOOPERS
Share-class inception date	09/11/2023
Share-class reference currency	EUR
Classification	-
Type of shares	Distribution
ISIN code	IE000MJIXFE0
Frequency of NAV calculation	Daily
Ongoing charges	0.15% (Estimated) - 09/11/2023
Minimum recommended investment period	5 years
Fiscal year end	December
ISA and SIPP Eligible	-
UK Distrib/Report Status	Yes

Important information

This document is provided for information purposes only and does not constitute a recommendation, a solicitation, an offer, advice or an invitation to purchase or sell any units or shares of the fund (FCP), collective employee fund (FCPE), SICAV, SICAV sub-fund or SICAV investing primarily in real estate (SPPICAV) (collectively, "the Funds") described herein and should in no case be interpreted as such. This document is not a contract or commitment of any form. Information contained in this document may be altered without notice. The management company accepts no liability whatsoever, whether direct or indirect, that may arise from the use of information contained in this document. The management company can in no way be held responsible for any decision or investment made on the basis of information contained in this document. The information contained in this document is disclosed to you on a confidential basis and shall not be copied, reproduced, modified, translated or distributed without the prior written approval of the management company, to any third person or entity in any country or jurisdiction which would subject the management company or any of the funds, to any registration requirements within these jurisdictions or where it might be considered as unlawful. Not all of the funds are systematically registered in all jurisdictions of all investors. Investment involves risk. The past performances shown in this document, and simulations based on these, do not guarantee future results, nor are they reliable indicators of future performance. The value of an investment in units or shares of the funds may fluctuate according to market conditions and cause the value of an investment to go up or down. As a result, fund investors may lose all or part of the capital originally invested. All potential investors in the funds are advised to ascertain whether such an investment is compatible with the laws to which they are subject and the tax implications of such an investment prior to investing, and to familiarise themselves with the legal documents in force for each fund. Concerning mandates, this document is a part of the periodic statement of the management activities of your portfolio and must be read in conjunction with any other periodic statement or notice of confirmation provided by your custodian and related to the transactions of your portfolio. Unless stated otherwise, the management company is the source of the data in this document. The date of the data in this document is that indicated at the top of the document, unless otherwise stated.

This document is designed exclusively for institutional, professional, qualified or sophisticated investors and distributors. It is not meant for the general public or private clients of any jurisdiction or those qualified as 'US Persons'. Approved investors in regard to the European Union are those which are defined as "Professional" investors in Directive 2004/39/EC of 21 April 2004 "MiFID" or, as the case may be, as defined under each local legislation and, insofar as the offer in Switzerland is concerned, "qualified investors" as set forth in the federal Law on Collective Investments (LPCC), the Ordinance on collective investments of 22 November 2006 (OPCC) and the FINMA 08/8 Circular regarding the legislation on collective investments of 20 November 2008. This document shall not, under any circumstance, be sent within the European Union to non "Professional" investors as defined by the MFI or under each local legislation, or in Switzerland to those investors which are not defined as "qualified investors" in the applicable law and regulations.