

AMUNDI SDAX - UCITS ETF DIST

EQUITY ■

FACTSHEET

Marketing
Communication

31/03/2024

Key Information (Source: Amundi)

Net Asset Value (NAV) : **116.00 (EUR)**
NAV and AUM as of : **28/03/2024**
Assets Under Management (AUM) :
133.80 (million EUR)
ISIN code : **LU2611732475**
Replication type : **Physical**
Benchmark : **100% GERMANY SDAX**

Objective and Investment Policy

The objective of this Sub-Fund is to track the performance of the SDax Index (the "Index"), and to minimize the tracking error between the net asset value of the sub-fund and the performance of the Index.

The Sub-Fund aims to achieve a level of tracking error of the Sub-Fund and its index that will not normally exceed 1%

Risk & Reward Profile (SRII) (Source: Fund Admin)

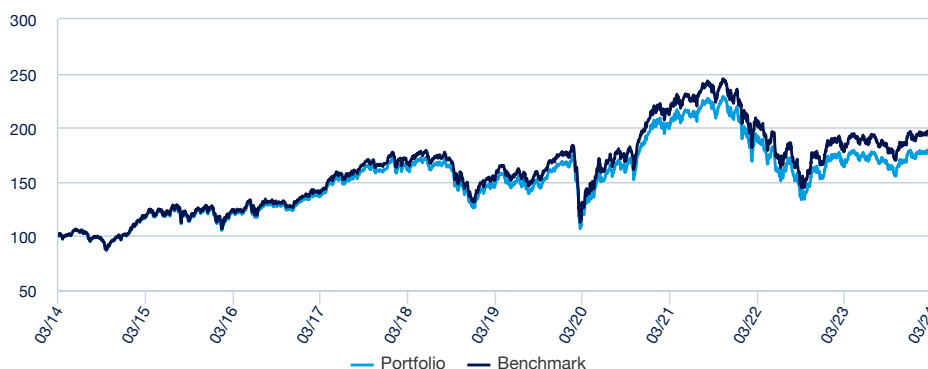


Lower risk, potentially lower rewards
Higher risk, potentially higher rewards

The SRII represents the risk and return profile as presented in the Key Investor Information Document (KIID). The lowest category does not imply that there is no risk. The SRII is not guaranteed and may change over time.

Returns (Source: Fund Admin) - Past performance does not predict future returns

Performances from 28/03/2014 to 28/03/2024 (Source : Fund Admin)



Risk indicators (Source: Fund Admin)

	1 year	3 years	Inception to date *
Portfolio volatility	13.09%	18.63%	19.09%
Benchmark volatility	13.09%	18.62%	19.08%
Ex-post Tracking Error	0.13%	0.12%	0.08%
Sharpe ratio	0.29	-0.29	0.35

* Volatility is a statistical indicator that measures an asset's variations around its average value. For example, market variations of +/- 1.5% per day correspond to a volatility of 25% per year.
The Tracking Error indicator measures the performance's difference between the fund and the benchmark

Cumulative returns* (Source: Fund Admin)

	YTD 29/12/2023	1 month 29/02/2024	3 months 29/12/2023	1 year 31/03/2023	3 years 31/03/2021	5 years 29/03/2019	Since 10/05/2011
Portfolio	2.25%	3.76%	2.25%	7.54%	-10.14%	24.53%	135.95%
Benchmark	2.39%	3.79%	2.39%	8.66%	-7.46%	30.76%	164.39%
Spread	-0.15%	-0.03%	-0.15%	-1.13%	-2.68%	-6.23%	-28.44%

Calendar year performance* (Source: Fund Admin)

	2023	2022	2021	2020	2019
Portfolio	15.81%	-28.07%	-	-	-
Benchmark	17.06%	-27.35%	-	-	-
Spread	-1.25%	-0.72%	-	-	-

* Source : Amundi. The above cover complete periods of 12 months for each calendar year. **Past performance is no predictor of current and future results and does not guarantee future yield** . Any losses or gains do not take into consideration any costs, commissions and fees incurred by the investor in the issue and buyout of the shares (e.g. taxes, brokerage fees or other commissions deducted by the financial intermediary). If performance is calculated in a currency other than the euro, any losses or gains generated can thereby be affected by exchange rate fluctuations (both upward and downward). The discrepancy accounts for the performance difference between the portfolio and the index.

EQUITY

Index Data (Source : Amundi)

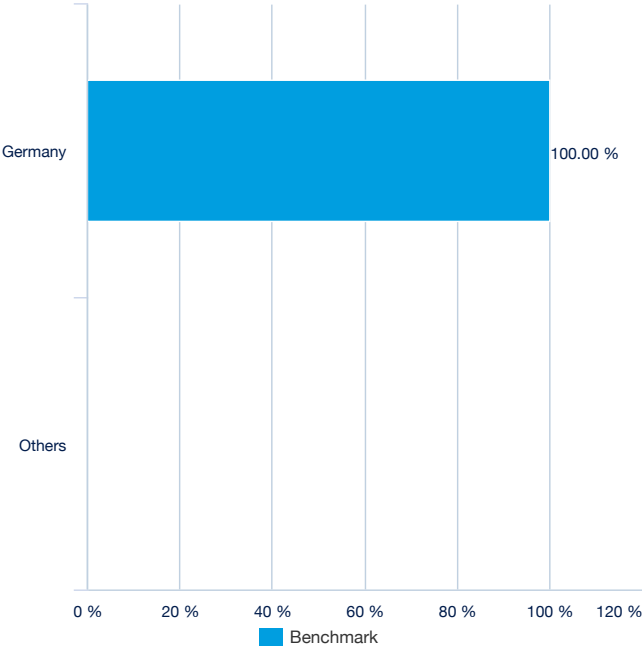
Description of the Index

The Index is the selection index for 70 smaller companies (small caps) that follow the companies included in the MDAX index in terms of market capitalization and order book turnover. For inclusion in the SDAX only those companies will be considered that are listed on any regulated market and show a free float portion of at least 10%.

Information (Source: Amundi)

Asset class : **Equity**
Exposure : **Germany**
Benchmark index currency : **EUR**
Holdings : **70**

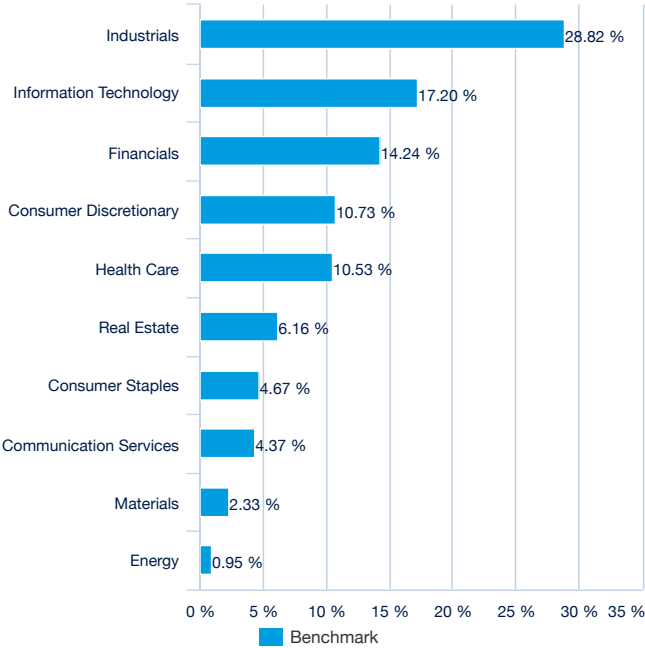
Geographical breakdown (Source: Amundi)



Top 10 benchmark holdings (source : Amundi)

	% of assets (Index)
TRATON SE	4.16%
SCHOTT PHARMA AG& CO KGAA	3.33%
DWS GROUP GMBH & CO KGAA	3.07%
HYPOPORT SE	2.65%
ATOSS SOFTWARE AG	2.64%
DUERR AG	2.53%
DEUTSCHE WOHNEN SE	2.42%
FIELMANN GROUP AG	2.35%
PROSIEBENSAT.1 MEDIA SE	2.28%
SCHAEFFLER AG PFD	2.21%
Total	27.63%

Benchmark Sector breakdown (source : Amundi)





Principal characteristics (Source : Amundi)

Fund structure	SICAV under Luxembourg law
UCITS compliant	UCITS
Management Company	Amundi Luxembourg SA
Administrator	CACEIS BANK LUXEMBOURG
Custodian	CACEIS Bank, Luxembourg Branch
Independent auditor	PRICEWATERHOUSECOOPERS LUXEMBOURG
Share-class inception date	07/12/2023
Date of the first NAV	10/05/2011
Share-class reference currency	EUR
Classification	-
Type of shares	Distribution
ISIN code	LU2611732475
Minimum investment to the secondary market	1 Share(s)
Frequency of NAV calculation	Daily
Ongoing charges	0.70% (Estimated) - 04/10/2023
Minimum recommended investment period	5 years
Fiscal year end	December
ISA and SIPP Eligible	-
Primary Market Maker	BNP Paribas

Listing data (source : Amundi)

Place	Hours	CCY	Mnemo	Bloomberg Ticker	Bloomberg iNAV	Reuters RIC	Reuters iNAV
Deutsche Börse	9:00 - 17:30	EUR	C005	C005 GY	CNAVCO05	C005.DE	C005EURINAV=SOLA

Contact

ETF Sales contact

France & Luxembourg	+33 (0)1 76 32 65 76
Germany & Austria	+49 (0) 800 111 1928
Italy	+39 02 0065 2965
Switzerland (German)	+41 44 588 99 36
Switzerland (French)	+41 22 316 01 51
UNITED KINGDOM (Retail)	+44 (0) 20 7 074 9598
UNITED KINGDOM (Instit)	+44 (0) 800 260 5644
Netherlands	+31 20 794 04 79
Nordic countries	+46 8 5348 2271
Hong Kong	+65 64 39 93 50
Spain	+34 914 36 72 45

ETF Capital Markets contact

Téléphone	+33 (0)1 76 32 19 93
Bloomberg IB Chat	Capital Markets Amundi ETF Capital Markets Amundi HK ETF

ETF Market Makers contact

BNP Paribas	+33 (0)1 40 14 60 01
Kepler Cheuvreux	+33 (0)1 53 65 35 25

Amundi contact

Amundi ETF
90 bd Pasteur
CS 21564
75 730 Paris Cedex 15 - France
Hotline : +33 (0)1 76 32 47 74
info@amundiETF.com

Facilities Agent
Amundi (UK) Limited
41 Lothbury - London
EC2R 7HF - United Kingdom

Index Providers

STOXX and its licensors (the "Licensors") have no relationship to the Amundi Asset Management, other than the licensing of the SDAX Total Return Index® and the related trademarks for use in connection with the AMUNDI SDAX.

STOXX and its Licensors do not:

- Sponsor, endorse, sell or promote the AMUNDI SDAX.
- Recommend that any person invest in the AMUNDI SDAX or any other securities.
- Have any responsibility or liability for or make any decisions about the timing, amount or pricing of AMUNDI SDAX.
- Have any responsibility or liability for the administration, management or marketing of the AMUNDI SDAX.
- Consider the needs of the AMUNDI SDAX or the owners of the AMUNDI SDAX in determining, composing or calculating the SDAX Total Return Index or have any obligation to do so.

STOXX and its Licensors will not have any liability in connection with the AMUNDI SDAX. Specifically,

- STOXX and its Licensors do not make any warranty, express or implied and disclaim any and all warranty about:
 - The results to be obtained by the AMUNDI SDAX, the owner of the AMUNDI SDAX or any other person in connection with the use of the SDAX Total Return Index and the data included in the SDAX Total Return Index®;
 - The accuracy or completeness of the SDAX Total Return Index and its data;
 - The merchantability and the fitness for a particular purpose or use of the SDAX Total Return Index® and its data;
- STOXX and its Licensors will have no liability for any errors, omissions or interruptions in the SDAX Total Return Index® or its data;
- Under no circumstances will STOXX or its Licensors be liable for any lost profits or indirect, punitive, special or consequential damages or losses, even if STOXX or its Licensors knows that they might occur.

The licensing agreement between the Amundi Asset Management and STOXX is solely for their benefit and not for the benefit of the owners of the AMUNDI SDAX or any other third parties.

Important information

This document is provided for information purposes only and does not constitute a recommendation, a solicitation, an offer, advice or an invitation to purchase or sell any units or shares of the fund (FCP), collective employee fund (FCPE), SICAV, SICAV sub-fund or SICAV investing primarily in real estate (SPPICAV) (collectively, "the Funds") described herein and should in no case be interpreted as such. This document is not a contract or commitment of any form. Information contained in this document may be altered without notice. The management company accepts no liability whatsoever, whether direct or indirect, that may arise from the use of information contained in this document. The management company can in no way be held responsible for any decision or investment made on the basis of information contained in this document. The information contained in this document is disclosed to you on a confidential basis and shall not be copied, reproduced, modified, translated or distributed without the prior written approval of the management company, to any third person or entity in any country or jurisdiction which would subject the management company or any of the funds, to any registration requirements within these jurisdictions or where it might be considered as unlawful. Not all of the funds are systematically registered in all jurisdictions of all investors. Investment involves risk. The past performances shown in this document, and simulations based on these, do not guarantee future results, nor are they reliable indicators of future performance. The value of an investment in units or shares of the funds may fluctuate according to market conditions and cause the value of an investment to go up or down. As a result, fund investors may lose all or part of the capital originally invested. All potential investors in the funds are advised to ascertain whether such an investment is compatible with the laws to which they are subject and the tax implications of such an investment prior to investing, and to familiarise themselves with the legal documents in force for each fund. Concerning mandates, this document is a part of the periodic statement of the management activities of your portfolio and must be read in conjunction with any other periodic statement or notice of confirmation provided by your custodian and related to the transactions of your portfolio. Unless stated otherwise, the management company is the source of the data in this document. The date of the data in this document is that indicated at the top of the document, unless otherwise stated.