

Amundi Smart Overnight Return UCITS ETF ACC

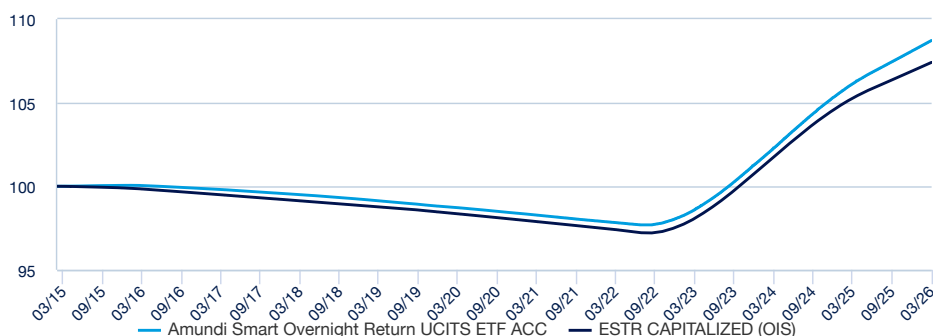
FACTSHEET

Marketing
Communication

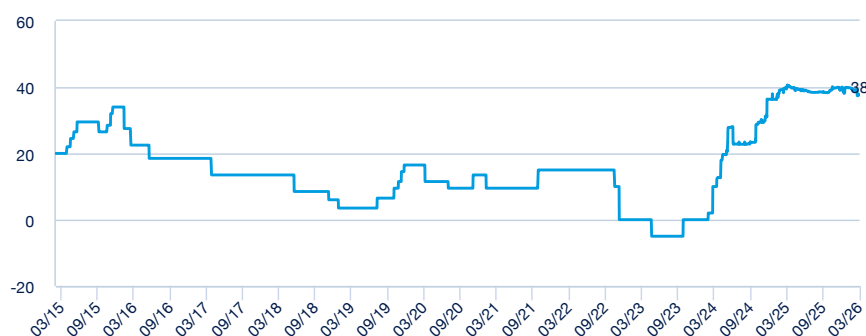
31/03/2026

BONDS ■

PERFORMANCE SINCE INCEPTION (Source : Fund Admin)



NET ANNUALIZED PREMIUM OVER ESTR CAPITALISE (bps)



FUND PERFORMANCES (Source : Fund Admin)

	MTD	3 Months	6 Months	YTD	1 Year	3 Years	Since inception
Amundi Smart Overnight Return UCITS ETF Acc	0.19%	0.58%	1.18%	0.58%	2.44%	10.25%	8.73%
100% ESTR CAPITALISE (OIS)	0.17%	0.48%	0.98%	0.48%	2.04%	9.51%	7.42%

HISTORICAL MONTHLY RETURNS (Source : Fund Admin)

	Jan	Feb	Mar	Apr	May	Jun	Jul	Aug	Sep	Oct	Nov	Dec	YTD
2015	-	-	0.00%	0.00%	0.00%	0.01%	0.01%	0.01%	0.01%	0.00%	0.00%	0.00%	0.05%
2016	0.00%	0.00%	-0.01%	-0.02%	-0.02%	-0.02%	-0.02%	-0.02%	-0.02%	-0.02%	-0.02%	-0.02%	-0.19%
2017	-0.02%	-0.02%	-0.02%	-0.02%	-0.03%	-0.03%	-0.03%	-0.03%	-0.03%	-0.03%	-0.02%	-0.03%	-0.29%
2018	-0.03%	-0.02%	-0.03%	-0.03%	-0.03%	-0.03%	-0.03%	-0.03%	-0.03%	-0.03%	-0.03%	-0.03%	-0.35%
2019	-0.03%	-0.03%	-0.04%	-0.04%	-0.04%	-0.03%	-0.04%	-0.03%	-0.03%	-0.05%	-0.03%	-0.03%	-0.42%
2020	-0.03%	-0.03%	-0.03%	-0.04%	-0.03%	-0.03%	-0.04%	-0.04%	-0.04%	-0.04%	-0.04%	-0.04%	-0.43%
2021	-0.03%	-0.04%	-0.04%	-0.04%	-0.04%	-0.04%	-0.04%	-0.04%	-0.04%	-0.04%	-0.04%	-0.03%	-0.46%
2022	-0.04%	-0.03%	-0.04%	-0.03%	-0.04%	-0.03%	-0.03%	0.00%	0.04%	0.07%	0.12%	0.14%	0.13%
2023	0.15%	0.17%	0.24%	0.23%	0.25%	0.28%	0.27%	0.31%	0.32%	0.33%	0.32%	0.35%	3.28%
2024	0.33%	0.31%	0.35%	0.33%	0.37%	0.31%	0.34%	0.35%	0.31%	0.33%	0.30%	0.30%	3.99%
2025	0.28%	0.25%	0.24%	0.24%	0.22%	0.19%	0.20%	0.20%	0.19%	0.21%	0.18%	0.21%	2.64%
2026	0.20%	0.18%	0.19%	-	-	-	-	-	-	-	-	-	0.58%

* Source : Fund Admin. All performances are calculated net income reinvested and net of all charges taken by the Sub-Fund. Cumulative returns are calculated on a yearly basis on a 360 days over one period < 1 year and 365 days basis of over one period > 1 year (expressed with the round-off superior).

Risk & Reward Profile (SRI) (Source: Fund Admin)



Lower risk, potentially lower rewards

Higher risk, potentially higher rewards

The SRI represents the risk and return profile as presented in the Key Investor Information Document (KIID). The lowest category does not imply that there is no risk. The SRI is not guaranteed and may change over time.

MAIN FUND CHARACTERISTICS

Fund structure	SICAV under Luxembourg law
UCITS Compliant	Yes
ISIN code	LU1190417599
Replication type	Synthétique
Share Class Currency	EUR
Inception Date	07/03/2025
First NAV	1000 (EUR)
Total Expense Ratio p.a	0.1
Total asset	5,595.15 (M EUR)
Fund Net asset Value	17,198.06 (M EUR)
NAV per Share	108.73 (EUR)
Minimum subsequent subscription	1
Type of shares	Capitalisation

Benchmark	100% ESTR CAPITALISE (OIS)
-----------	----------------------------

FUND FACTS

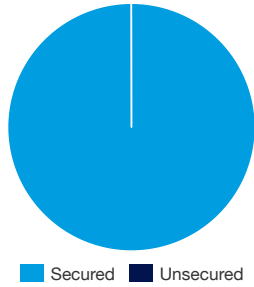
Total Fund Assets	17,198.06 (million EUR)
NAV per Share	108.73 EUR
Minimum counterparty rating	A
Sensibilité	0.00
Weighted Average Life	1
Weighted Average Maturity	1

BONDS ■

This material has been prepared for informational purposes only and does not constitute an offer, or a solicitation of an offer, to buy or sell any security or instrument, does not constitute an offer of purchase, sale or subscription of financial instruments nor is it a marketing proposal to participate in any investment strategy or an offer of financial services. Any such offer or solicitation may be made only pursuant to the Prospectus or Offering Memorandum. This product may be subject to restrictions with regard to certain persons or in certain countries under national regulations applicable to said persons or in said countries. Amundi Asset Management ("Amundi AM") and its subsidiaries may not be held responsible for the financial or other consequences that may arise from the investment in this product. The information presented in this document is based on market data at a given moment and may change from time to time. Past performances do not guarantee future results.

PORTFOLIO ANALYSIS BY INSTRUMENT TYPE

SECURED VS NON-SECURED LENDING % OF NET ASSETS



Objective and Investment Policy

The investment objective of the Sub-Fund is to reflect the performance of the euro short-term rate ("€STR") compounded rate (the "Benchmark Index") and to minimize the tracking error between the net asset value of the Sub-Fund and the performance of the Benchmark Index.

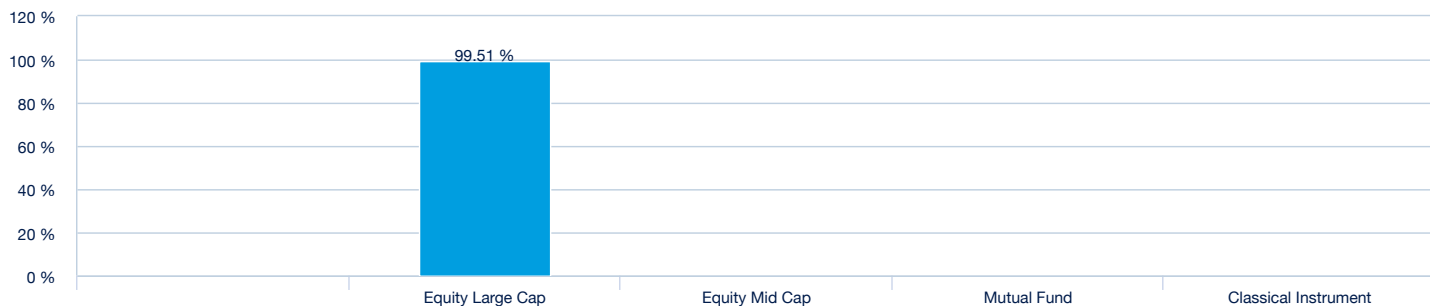
TOP 10 HOLDINGS

Full Name	Portfolio	Country	Sector	Assets
APPLE INC	4.23	US	Technology	Equity
NVIDIA CORP	4.17	US	Technology	Equity
MICROSOFT CORP	3.98	US	Technology	Equity
AMAZON.COM INC	3.90	US	Communications	Equity
BROADCOM INC	3.55	US	Technology	Equity
ALPHABET INC CL C	3.24	US	Communications	Equity
PALANTIR TECHNOLOGIES INC-A	2.53	US	Technology	Equity
ALPHABET INC CL A	2.50	US	Communications	Equity
NETFLIX INC USD	2.19	US	Communications	Equity
META PLATFORMS INC-CLASS A	1.90	US	Communications	Equity

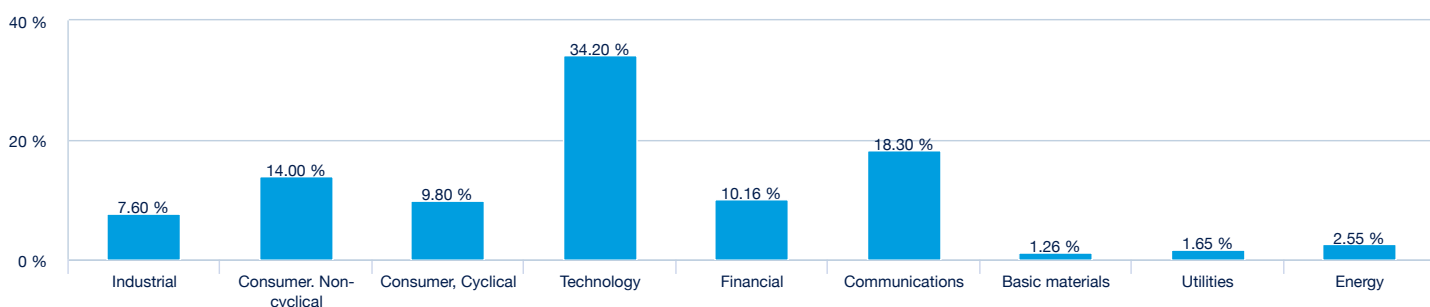
This material has been prepared for informational purposes only and does not constitute an offer, or a solicitation of an offer, to buy or sell any security or instrument, does not constitute an offer of purchase, sale or subscription of financial instruments nor is it a marketing proposal to participate in any investment strategy or an offer of financial services. Any such offer or solicitation may be made only pursuant to the Prospectus or Offering Memorandum. This product may be subject to restrictions with regard to certain persons or in certain countries under national regulations applicable to said persons or in said countries. Amundi Asset Management ("Amundi AM") and its subsidiaries may not be held responsible for the financial or other consequences that may arise from the investment in this product. The information presented in this document is based on market data at a given moment and may change from time to time. Past performances do not guarantee future results.

ANALYSIS OF THE BASKET OF SECURITIES USED AS GUARANTEES

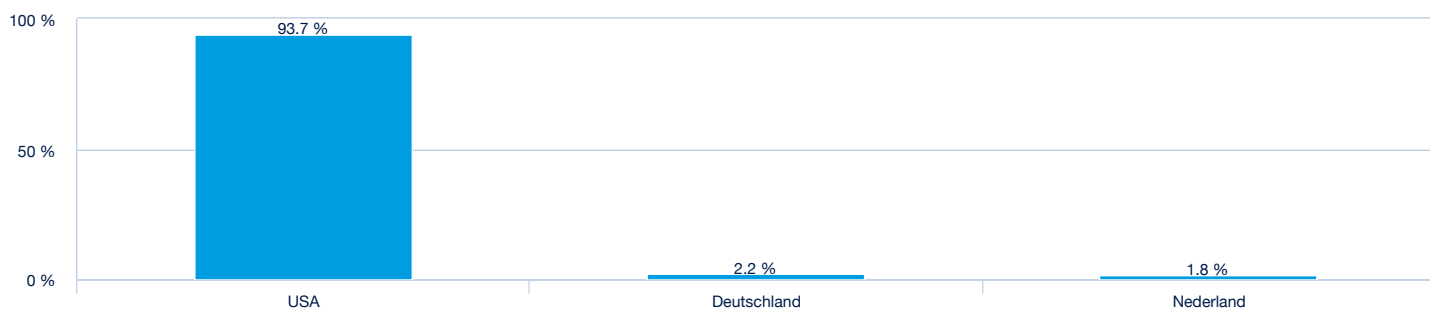
ASSETS CATEGORIES BREAKDOWN



SECTORAL BREAKDOWN OF THE EQUITIES



GEOGRAPHICAL BREAKDOWN OF THE EQUITIES



This material has been prepared for informational purposes only and does not constitute an offer, or a solicitation of an offer, to buy or sell any security or instrument, does not constitute an offer of purchase, sale or subscription of financial instruments nor is it a marketing proposal to participate in any investment strategy or an offer of financial services. Any such offer or solicitation may be made only pursuant to the Prospectus or Offering Memorandum. This product may be subject to restrictions with regard to certain persons or in certain countries under national regulations applicable to said persons or in said countries. Amundi Asset Management ("Amundi AM") and its subsidiaries may not be held responsible for the financial or other consequences that may arise from the investment in this product. The information presented in this document is based on market data at a given moment and may change from time to time. Past performances do not guarantee future results.