

# AMUNDI INDEX EURO CORPORATE SRI 0-3 Y - UCITS ETF DR

BOND

FACTSHEET

Marketing  
Communication

31/03/2024

## Key Information (Source: Amundi)

Net Asset Value (NAV) : **50.52 ( EUR )**  
NAV and AUM as of : **28/03/2024**  
Assets Under Management (AUM) :  
**2,559.77 ( million EUR )**  
ISIN code : **LU2037748774**  
Replication type : **Physical**  
Benchmark :  
**100% BLOOMBERG MSCI EURO CORP ESG  
BBB+ SUSTAINABILITY SRI 0-3 YEAR INDEX**

## Objective and Investment Policy

The objective of this Sub-Fund is to track the performance of Bloomberg Barclays MSCI Euro Corporate ESG BBB+ Sustainability SRI 0-3 Year Index, and to minimize the tracking error between the net asset value of the Sub-Fund and the performance of the Index. The Sub-Fund aims to achieve a level of tracking error of the Sub-Fund and its index that will not normally exceed 1%. The Index is a Total Return Index: the coupons paid by the index constituents are included in the index return.

## Risk & Reward Profile (SRRI) (Source: Fund Admin)

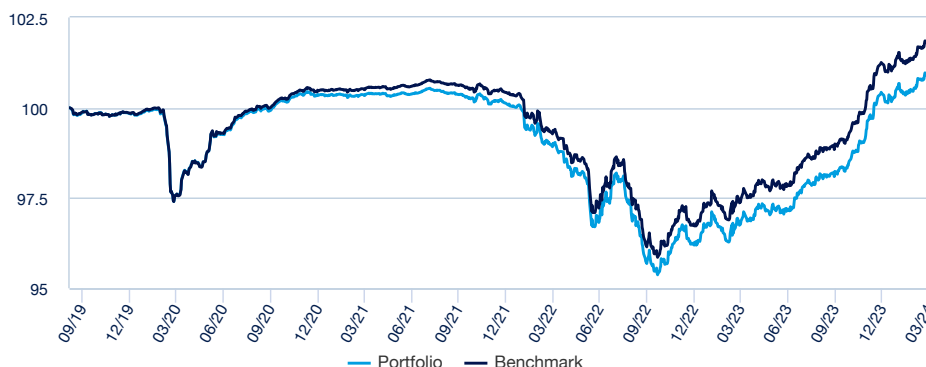


Lower risk, potentially lower rewards  
Higher risk, potentially higher rewards

The SRRI represents the risk and return profile as presented in the Key Investor Information Document (KIID). The lowest category does not imply that there is no risk. The SRRI is not guaranteed and may change over time.

## Returns (Source: Fund Admin) - Past performance does not predict future returns

### Performances from 05/09/2019 to 28/03/2024 (Source : Fund Admin)



### Cumulative returns\* (Source: Fund Admin)

	YTD	1 month	3 months	1 year	3 years	5 years	Since
Since	29/12/2023	29/02/2024	29/12/2023	31/03/2023	31/03/2021	-	05/09/2019
<b>Portfolio</b>	0.64%	0.52%	0.64%	4.30%	0.69%	-	1.04%
<b>Benchmark</b>	0.70%	0.54%	0.70%	4.57%	1.43%	-	1.94%
<b>Spread</b>	-0.06%	-0.03%	-0.06%	-0.27%	-0.74%	-	-0.90%

### Calendar year performance\* (Source: Fund Admin)

	2023	2022	2021	2020	2019
<b>Portfolio</b>	4.37%	-3.91%	-0.24%	0.51%	-
<b>Benchmark</b>	4.66%	-3.68%	-0.05%	0.62%	-
<b>Spread</b>	-0.29%	-0.23%	-0.19%	-0.11%	-

\* Source : Amundi. The above cover complete periods of 12 months for each calendar year. **Past performance is no predictor of current and future results and does not guarantee future yield**. Any losses or gains do not take into consideration any costs, commissions and fees incurred by the investor in the issue and buyout of the shares (e.g. taxes, brokerage fees or other commissions deducted by the financial intermediary). If performance is calculated in a currency other than the euro, any losses or gains generated can thereby be affected by exchange rate fluctuations (both upward and downward). The discrepancy accounts for the performance difference between the portfolio and the index.

### Risk indicators (Source: Fund Admin)

	1 year	3 years	Inception to date *
<b>Portfolio volatility</b>	1.14%	1.42%	1.43%
<b>Benchmark volatility</b>	1.15%	1.42%	1.44%
<b>Ex-post Tracking Error</b>	0.04%	0.04%	0.05%
<b>Sharpe ratio</b>	0.52	-0.75	-0.32

\* Volatility is a statistical indicator that measures an asset's variations around its average value. For example, market variations of +/- 1.5% per day correspond to a volatility of 25% per year. The Tracking Error indicator measures the performance's difference between the fund and the benchmark

## BOND

## Portfolio Data (Source: Amundi)

## Information (Source: Amundi)

Asset class : **Bond**  
 Exposure : **Europe**  
 Benchmark index currency : **EUR**  
 Holdings : **1168**

## Portfolio Indicators (Source: Fund Admin)

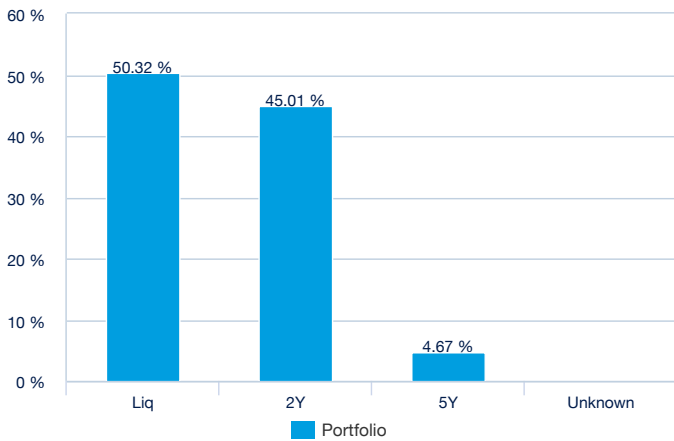
	Portfolio
<b>Modified duration <sup>1</sup></b>	1.46
<b>Median rating <sup>2</sup></b>	BBB+
<b>Yield To Maturity</b>	4.09%

<sup>1</sup> Modified duration (in points) estimates a bond portfolio's percentage price change for 1% change in yield

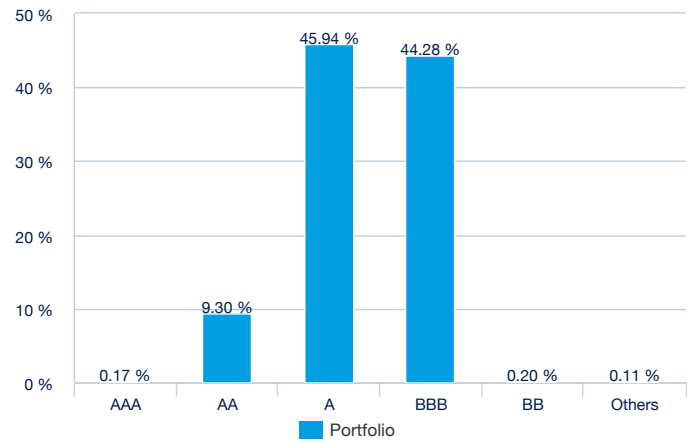
<sup>2</sup> Based on cash bonds and CDS but excludes other types of derivatives

## Portfolio Breakdown (Source: Amundi)

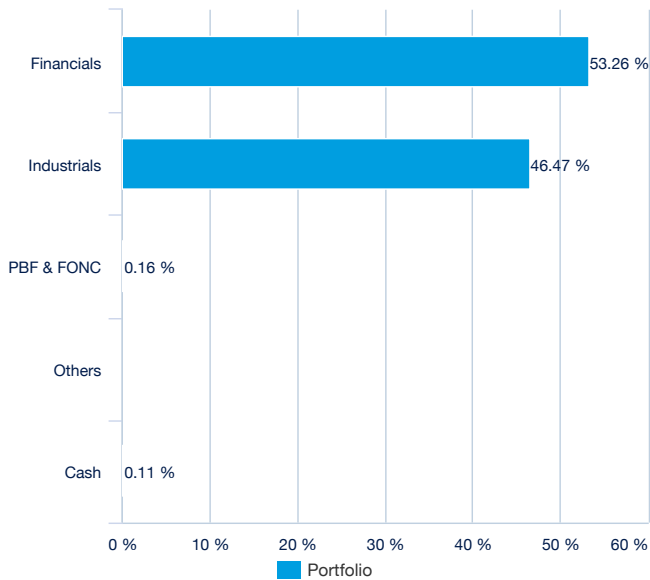
## By maturity (Source: Amundi)



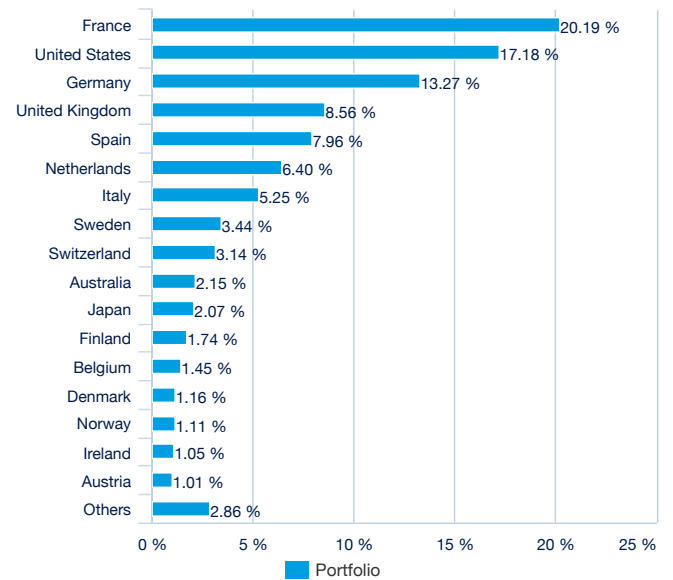
## By rating (source : Amundi)



## By issuer (Source: Amundi)



## By country (source : Amundi)





## Principal characteristics (Source : Amundi)

Fund structure	SICAV under Luxembourg law
UCITS compliant	UCITS
Management Company	Amundi Luxembourg SA
Administrator	CACEIS Bank, Luxembourg Branch
Custodian	CACEIS Bank, Luxembourg Branch
Independent auditor	PRICEWATERHOUSECOOPERS LUXEMBOURG
Share-class inception date	03/09/2019
Date of the first NAV	05/09/2019
Share-class reference currency	EUR
Classification	-
Type of shares	Accumulation
ISIN code	LU2037748774
Minimum investment to the secondary market	1 Share(s)
Frequency of NAV calculation	Daily
Ongoing charges	0.12% ( realized ) - 08/02/2023
Minimum recommended investment period	18 Months
Fiscal year end	December
ISA and SIPP Eligible	Yes
UK Distrib/Report Status	Yes
Primary Market Maker	SGCIB

## Listing data (source : Amundi)

Place	Hours	CCY	Mnemo	Bloomberg Ticker	Bloomberg iNAV	Reuters RIC	Reuters iNAV
Deutsche Börse	9:00 - 17:30	EUR	ECR3	ECR3 GY	INRP3	ECR3.DE	INRP3INAV.PA
Borsa Italiana	9:00 - 17:30	EUR	ECRP3	ECRP3 IM	INRP3	ECRP3.MI	INRP3INAV.PA
Nyse Euronext Paris	9:05 - 17:35	EUR	ECRP3	ECRP3 FP	INRP3	ECRP3.PA	INRP3INAV.PA

## Contact

## ETF Sales contact

France & Luxembourg	+33 (0)1 76 32 65 76
Germany & Austria	+49 (0) 800 111 1928
Italy	+39 02 0065 2965
Switzerland (German)	+41 44 588 99 36
Switzerland (French)	+41 22 316 01 51
UNITED KINGDOM (Retail)	+44 (0) 20 7 074 9598
UNITED KINGDOM (Instit)	+44 (0) 800 260 5644
Netherlands	+31 20 794 04 79
Nordic countries	+46 8 5348 2271
Hong Kong	+65 64 39 93 50
Spain	+34 914 36 72 45

## ETF Capital Markets contact

Téléphone	+33 (0)1 76 32 19 93
Bloomberg IB Chat	Capital Markets Amundi ETF Capital Markets Amundi HK ETF

## ETF Market Makers contact

SG CIB	+33 (0)1 42 13 38 63
BNP Paribas	+44 (0) 207 595 1844

## Amundi contact

**Amundi ETF**  
90 bd Pasteur  
CS 21564  
75 730 Paris Cedex 15 - France  
**Hotline** : +33 (0)1 76 32 47 74  
info@amundietf.com

**Facilities Agent**  
Amundi (UK) Limited  
41 Lothbury - London  
EC2R 7HF - United Kingdom

## BOND

## Index Providers

BLOOMBERG® is a trademark and service mark of Bloomberg Finance L.P. BARCLAYS® is a trademark and service mark of Barclays Bank Plc, used under license. Bloomberg Finance L.P. and its affiliates, including Bloomberg Index Services Limited ("BISL") (collectively, "Bloomberg"), or Bloomberg's licensors own all proprietary rights in the "Bloomberg Barclays MSCI Euro Aggregate Sustainability SRI Sector Neutral IndexSM.". Neither Barclays Bank PLC, Barclays Capital Inc., nor any affiliate (collectively "Barclays") nor Bloomberg is the issuer or producer of AMUNDI INDEX EURO AGG SRI and neither Bloomberg nor Barclays has any responsibilities, obligations or duties to investors in AMUNDI INDEX EURO AGG SRI. The Bloomberg Barclays MSCI Euro Aggregate Sustainability SRI Sector Neutral Index is licensed for use by Amundi Asset Management as the Issuer of AMUNDI INDEX EURO AGG SRI. The only relationship of Bloomberg and Barclays with the Issuer in respect of Bloomberg Barclays MSCI Euro Aggregate Sustainability SRI Sector Neutral Index is the licensing of the Bloomberg Barclays MSCI Euro Aggregate Sustainability SRI Sector Neutral Index, which is determined, composed and calculated by BISL, or any successor thereto, without regard to the Issuer or the AMUNDI INDEX EURO AGG SRI or the owners of the AMUNDI INDEX EURO AGG SRI.

Additionally, Amundi Asset Manager of AMUNDI INDEX EURO AGG SRI may for itself execute transaction(s) with Barclays in or relating to the Bloomberg Barclays MSCI Euro Aggregate Sustainability SRI Sector Neutral Index in connection with AMUNDI INDEX EURO AGG SRI. Investors acquire AMUNDI INDEX EURO AGG SRI from Amundi Asset Manager and investors neither acquire any interest in Bloomberg Barclays MSCI Euro Aggregate Sustainability SRI Sector Neutral Index nor enter into any relationship of any kind whatsoever with Bloomberg or Barclays upon making an investment in AMUNDI INDEX EURO AGG SRI. The AMUNDI INDEX EURO AGG SRI are not sponsored, endorsed, sold or promoted by Bloomberg or Barclays. Neither Bloomberg nor Barclays makes any representation or warranty, express or implied, regarding the advisability of investing in the AMUNDI INDEX EURO AGG SRI or the advisability of investing in securities generally or the ability of the Bloomberg Barclays MSCI Euro Aggregate Sustainability SRI Sector Neutral Index to track corresponding or relative market performance. Neither Bloomberg nor Barclays has passed on the legality or suitability of the AMUNDI INDEX EURO AGG SRI with respect to any person or entity. Neither Bloomberg nor Barclays is responsible for or has participated in the determination of the timing of, prices at, or quantities of the AMUNDI INDEX EURO AGG SRI to be issued. Neither Bloomberg nor Barclays has any obligation to take the needs of the Issuer or the owners of the AMUNDI INDEX EURO AGG SRI or any other third party into consideration in determining, composing or calculating the Bloomberg Barclays MSCI Euro Aggregate Sustainability SRI Sector Neutral Index. Neither Bloomberg nor Barclays has any obligation or liability in connection with administration, marketing or trading of the AMUNDI INDEX EURO AGG SRI.

The licensing agreement between Bloomberg and Barclays is solely for the benefit of Bloomberg and Barclays and not for the benefit of the owners of the AMUNDI INDEX EURO AGG SRI, investors or other third parties. In addition, the licensing agreement between Amundi Asset Management and Bloomberg is solely for the benefit of Amundi Asset Management and Bloomberg and not for the benefit of the owners of the AMUNDI INDEX EURO AGG SRI, investors or other third parties.

NEITHER BLOOMBERG NOR BARCLAYS SHALL HAVE ANY LIABILITY TO THE ISSUER, INVESTORS OR OTHER THIRD PARTIES FOR THE QUALITY, ACCURACY AND/OR COMPLETENESS OF THE Bloomberg Barclays MSCI Euro Aggregate Sustainability SRI Sector Neutral Index OR ANY DATA INCLUDED THEREIN OR FOR INTERRUPTIONS IN THE DELIVERY OF THE Bloomberg Barclays MSCI Euro Aggregate Sustainability SRI Sector Neutral Index. NEITHER BLOOMBERG NOR BARCLAYS MAKES ANY WARRANTY, EXPRESS OR IMPLIED, AS TO RESULTS TO BE OBTAINED BY THE ISSUER, THE INVESTORS OR ANY OTHER PERSON OR ENTITY FROM THE USE OF THE Bloomberg Barclays MSCI Euro Aggregate Sustainability SRI Sector Neutral Index OR ANY DATA INCLUDED THEREIN. NEITHER BLOOMBERG NOR BARCLAYS MAKES ANY EXPRESS OR IMPLIED WARRANTIES, AND EACH HEREBY EXPRESSLY DISCLAIMS ALL WARRANTIES OF MERCHANTABILITY OR FITNESS FOR A PARTICULAR PURPOSE OR USE WITH RESPECT TO THE Bloomberg Barclays MSCI Euro Aggregate Sustainability SRI Sector Neutral Index OR ANY DATA INCLUDED THEREIN. BLOOMBERG RESERVES THE RIGHT TO CHANGE THE METHODS OF CALCULATION OR PUBLICATION, OR TO CEASE THE CALCULATION OR PUBLICATION OF THE Bloomberg Barclays MSCI Euro Aggregate Sustainability SRI Sector Neutral Index, AND NEITHER BLOOMBERG NOR BARCLAYS SHALL BE LIABLE FOR ANY MISCALCULATION OF OR ANY INCORRECT, DELAYED OR INTERRUPTED PUBLICATION WITH RESPECT TO ANY OF THE Bloomberg Barclays MSCI Euro Aggregate Sustainability SRI Sector Neutral Index. NEITHER BLOOMBERG NOR BARCLAYS SHALL BE LIABLE FOR ANY DAMAGES, INCLUDING, WITHOUT LIMITATION, ANY SPECIAL, INDIRECT OR CONSEQUENTIAL DAMAGES, OR ANY LOST PROFITS, EVEN IF ADVISED OF THE POSSIBILITY OF SUCH, RESULTING FROM THE USE OF THE Bloomberg Barclays MSCI Euro Aggregate Sustainability SRI Sector Neutral Index OR ANY DATA INCLUDED THEREIN OR WITH RESPECT TO THE AMUNDI INDEX EURO AGG SRI.

None of the information supplied by Bloomberg or Barclays and used in this publication may be reproduced in any manner without the prior written permission of both Bloomberg and Barclays Capital, the investment banking division of Barclays Bank PLC. Barclays Bank PLC is registered in England No. 1026167, registered office 1 Churchill Place London E14 5HP

## Important information

This document is provided for information purposes only and does not constitute a recommendation, a solicitation, an offer, advice or an invitation to purchase or sell any units or shares of the fund (FCP), collective employee fund (FCPE), SICAV, SICAV sub-fund or SICAV investing primarily in real estate (SPPICAV) (collectively, "the Funds") described herein and should in no case be interpreted as such. This document is not a contract or commitment of any form. Information contained in this document may be altered without notice. The management company accepts no liability whatsoever, whether direct or indirect, that may arise from the use of information contained in this document. The management company can in no way be held responsible for any decision or investment made on the basis of information contained in this document. The information contained in this document is disclosed to you on a confidential basis and shall not be copied, reproduced, modified, translated or distributed without the prior written approval of the management company, to any third person or entity in any country or jurisdiction which would subject the management company or any of the funds, to any registration requirements within these jurisdictions or where it might be considered as unlawful. Not all of the funds are systematically registered in all jurisdictions of all investors. Investment involves risk. The past performances shown in this document, and simulations based on these, do not guarantee future results, nor are they reliable indicators of future performance. The value of an investment in units or shares of the funds may fluctuate according to market conditions and cause the value of an investment to go up or down. As a result, fund investors may lose all or part of the capital originally invested. All potential investors in the funds are advised to ascertain whether such an investment is compatible with the laws to which they are subject and the tax implications of such an investment prior to investing, and to familiarise themselves with the legal documents in force for each fund. Concerning mandates, this document is a part of the periodic statement of the management activities of your portfolio and must be read in conjunction with any other periodic statement or notice of confirmation provided by your custodian and related to the transactions of your portfolio. Unless stated otherwise, the management company is the source of the data in this document. The date of the data in this document is that indicated at the top of the document, unless otherwise stated.

This document is designed exclusively for institutional, professional, qualified or sophisticated investors and distributors. It is not meant for the general public or private clients of any jurisdiction or those qualified as 'US Persons'. Approved investors in regard to the European Union are those which are defined as "Professional" investors in Directive 2004/39/EC of 21 April 2004 "MiFID" or, as the case may be, as defined under each local legislation and, insofar as the offer in Switzerland is concerned, "qualified investors" as set forth in the federal Law on Collective Investments (LPCC), the Ordinance on collective investments of 22 November 2006 (OPCC) and the FINMA 08/8 Circular regarding the legislation on collective investments of 20 November 2008. This document shall not, under any circumstance, be sent within the European Union to non "Professional" investors as defined by the MFI or under each local legislation, or in Switzerland to those investors which are not defined as "qualified investors" in the applicable law and regulations.