

# Amundi Core MSCI Europe UCITS ETF

FACTSHEET

Marketing  
Communication

30/04/2026

EQUITY ■

## Key Information (Source: Amundi)

Net Asset Value (NAV) : (A) 115.81 ( EUR )  
(D) 77.55 ( EUR )

NAV and AUM as of : 30/04/2026

Assets Under Management (AUM) :  
9,086.95 ( million EUR )

ISIN code : (A) LU1437015735  
(D) LU1737652310

Replication type : Physical

Benchmark : MSCI EUROPE

## Objective and Investment Policy

The objective of this Sub-Fund is to track the performance of MSCI Europe Index (the "Index"), and to minimize the tracking error between the net asset value of the Sub-Fund and the performance of the Index.

The Sub-Fund aims to achieve a level of tracking error of the Sub-Fund and its index that will not normally exceed 1%.

## Risk & Reward Profile (SRR) (Source: Fund Admin)



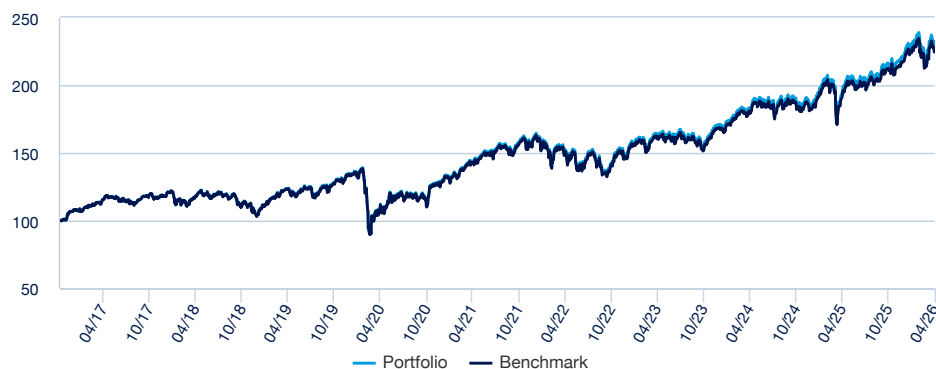
Lower risk, potentially lower rewards

Higher risk, potentially higher rewards

The SRR represents the risk and return profile as presented in the Key Investor Information Document (KIID). The lowest category does not imply that there is no risk. The SRR is not guaranteed and may change over time.

## Returns (Source: Fund Admin) - Past performance does not predict future returns

### Performances from 10/11/2016 to 30/04/2026 (Source : Fund Admin)



### Risk indicators (Source: Fund Admin)

	1 year	3 years	Inception to date *
Portfolio volatility	12.87%	12.95%	15.62%
Benchmark volatility	12.87%	12.93%	15.60%
Ex-post Tracking Error	0.08%	0.12%	0.11%
Sharpe ratio	1.42	0.71	0.54

\* Volatility is a statistical indicator that measures an asset's variations around its average value. For example, market variations of +/- 1.5% per day correspond to a volatility of 25% per year. The higher the volatility, the higher the risk. The Tracking Error indicator measures the performance's difference between the fund and the benchmark

### Cumulative returns\* (Source: Fund Admin)

Since	YTD	1 month	3 months	1 year	3 years	5 years	Since
Since	31/12/2025	31/03/2026	30/01/2026	30/04/2025	28/04/2023	30/04/2021	10/11/2016
Portfolio	4.32%	5.27%	1.17%	18.75%	41.49%	62.11%	132.14%
Benchmark	4.20%	5.19%	1.05%	18.44%	40.56%	60.23%	127.68%
Spread	0.11%	0.08%	0.12%	0.32%	0.93%	1.88%	4.46%

### Calendar year performance\* (Source: Fund Admin)

	2025	2024	2023	2022	2021	2020	2019	2018	2017	2016
Portfolio	19.67%	8.79%	16.06%	-9.25%	25.41%	-3.16%	29.48%	-12.52%	10.71%	-
Benchmark	19.39%	8.59%	15.83%	-9.49%	25.13%	-3.32%	29.12%	-12.70%	10.61%	-
Spread	0.28%	0.20%	0.22%	0.25%	0.28%	0.16%	0.36%	0.17%	0.10%	-

\* Source : Amundi. The above cover complete periods of 12 months for each calendar year. Past performance is no predictor of current and future results and does not guarantee future yield. Any losses or gains do not take into consideration any costs, commissions and fees incurred by the investor in the issue and buyout of the shares (e.g. taxes, brokerage fees or other commissions deducted by the financial intermediary). If performance is calculated in a currency other than the euro, any losses or gains generated can thereby be affected by exchange rate fluctuations (both upward and downward). The discrepancy accounts for the performance difference between the portfolio and the index.

EQUITY ■

Meet the Team



**Lionel Brafman**  
Head of the Index & Multistategies team



**Isabelle Lafargue**  
Head of Index & Multistategies Management – Regional Funds



**Quentin Berrou**  
Portfolio Manager

Index Data (Source : Amundi)

Description of the Index

The MSCI Europe Index comprises around 440 leading stocks from 15 European countries.

Breakdowns are those of the index.

Information (Source: Amundi)

Asset class : **Equity**  
Exposure : **Europe**

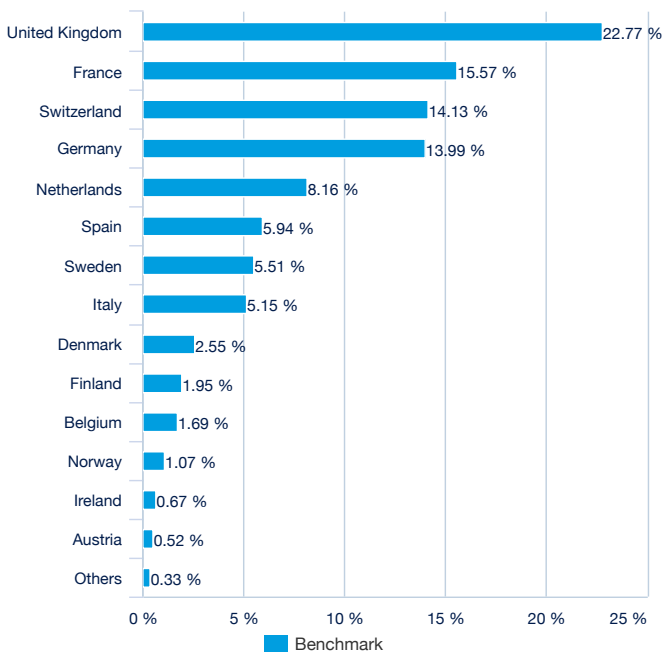
Holdings : **403**

Top 10 benchmark holdings (source : Amundi)

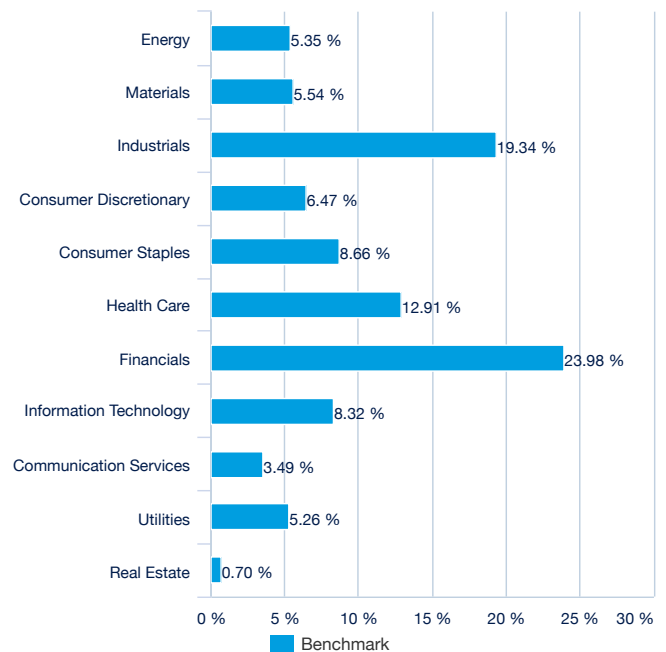
	% of assets (Index)
ASML HOLDING NV	3.94%
HSBC HOLDING PLC GBP	2.24%
ASTRAZENECA GBP	2.08%
ROCHE HLDG AG-GENUSS CHF	2.05%
NOVARTIS AG-REG	1.98%
NESTLE SA-REG	1.88%
SHELL PLC GBP	1.83%
SIEMENS AG-REG	1.59%
TOTALENERGIES SE PARIS	1.32%
BANCO SANTANDER SA MADRID	1.31%
<b>Total</b>	<b>20.24%</b>

For illustrative purposes only and not a recommendation to buy or sell securities.

Geographical breakdown (for illustrative purposes only - Source: Amundi)



Benchmark Sector breakdown (for illustrative purposes only - Source : Amundi)



## EQUITY ■

## Principal characteristics (Source : Amundi)

Fund structure	SICAV under Luxembourg law
UCITS compliant	UCITS
Management Company	Amundi Luxembourg SA
Administrator	CACEIS Bank, Luxembourg Branch
Custodian	CACEIS Bank, Luxembourg Branch
Independent auditor	DELOITTE AUDIT
Share-class inception date	29/06/2016
Date of the first NAV	10/11/2016
Share-class reference currency	EUR
Classification	-
Type of shares	(A) Accumulation (D) Distribution
ISIN code	(A) LU1437015735 (D) LU1737652310
Minimum investment to the secondary market	-
Frequency of NAV calculation	Daily
Management fees and other administrative or operating costs	0.12%
Minimum recommended investment period	5 years
Fiscal year end	September
ISA and SIPP Eligible	Yes
UK Distrib/Report Status	Yes
Primary Market Maker	BNP Paribas

## Listing data (source : Amundi)

Place	CCY	Bloomberg Ticker	Bloomberg iNAV	Reuters RIC	Reuters iNAV
Deutsche Boerse (Xetra)	EUR	CEU2 GY	ICEU2	CEU2.DE	ICEU2=BNPP
Euronext Paris	EUR	CEU2 FP	ICEU2	CEU2.PA	ICEU2=BNPP
LSE	USD	CEU2 LN	IICEU2	AMCEU2.L	2ICEU=BNPP
LSE	GBP	CEG2 LN	-	CEG2.L	-
Euronext Amsterdam	USD	CEU2 NA	IICEU2	CEU2.AS	2ICEU=BNPP
Bolsa Mexicana de Valores	MXN	CEU2N MM	-	-	-
Euronext Milan	EUR	CEU2 IM	ICEU2	CEU2.MI	ICEU2=BNPP

## Contact

## ETF Sales contact

France & Luxembourg	+33 (0)1 76 32 65 76
Germany & Austria	+49 (0) 800 111 1928
Italy	+39 02 0065 2965
Switzerland (German)	+41 44 588 99 36
Switzerland (French)	+41 22 316 01 51
United Kingdom	+44 (0) 20 7 074 9598
United Kingdom (Instit)	+44 (0) 800 260 5644
Netherlands	+31 20 794 04 79
Nordic countries	+46 8 5348 2271
Hong Kong	+65 64 39 93 50
Spain	+34 914 36 72 45

## ETF Capital Markets contact

Téléphone	+33 (0)1 76 32 19 93
Bloomberg IB Chat	Capital Markets Amundi ETF Capital Markets Amundi HK ETF

## ETF Market Makers contact

BNP Paribas	+33 (0)1 40 14 60 01
Kepler Cheuvreux	+33 (0)1 53 65 35 25

## Amundi contact

**Amundi ETF**  
90 bd Pasteur  
CS 21564  
75 730 Paris Cedex 15 - France  
**Hotline :** +33 (0)1 76 32 47 74  
info-etf@amundi.com

**Facilities Agent**  
Amundi (UK) Limited  
41 Lothbury - London  
EC2R 7HF - United Kingdom

## EQUITY ■

**Index Providers**

THE SUB-FUND IS NOT SPONSORED, ENDORSED, SOLD OR PROMOTED BY MSCI INC. ("MSCI"), ANY OF ITS AFFILIATES, ANY OF ITS INFORMATION PROVIDERS OR ANY THIRD PARTY INVOLVED IN, OR RELATED TO, COMPILING OR CREATING ANY MSCI INDEX (COLLECTIVELY, THE "MSCI PARTIES"). THE MSCI INDICES ARE THE EXCLUSIVE PROPERTY OF MSCI AND ARE SERVICE MARKS OF MSCI OR ITS AFFILIATES. THE MSCI INDICES HAVE BEEN LICENSED FOR USE FOR CERTAIN PURPOSES BY AMUNDI. NONE OF THE MSCI PARTIES MAKES ANY REPRESENTATION OR WARRANTY, EXPRESS OR IMPLIED, TO THE ISSUER OR OWNERS OF THIS SUB-FUND OR ANY OTHER PERSON OR ENTITY REGARDING THE ADVISABILITY OF INVESTING IN SUBFUNDS GENERALLY OR IN THIS PARTICULAR SUB-FUND OR THE ABILITY OF ANY MSCI INDEX TO TRACK CORRESPONDING STOCK MARKET PERFORMANCE. MSCI OR ITS AFFILIATES ARE THE LICENSORS OF CERTAIN TRADEMARKS, SERVICE MARKS AND TRADE NAMES AND OF THE MSCI INDICES WHICH ARE DETERMINED, COMPOSED AND CALCULATED BY MSCI WITHOUT REGARD TO AMUNDI OR THIS SUB-FUND OR THIS SUB-FUND'S UNITHOLDERS OR ANY OTHER PERSON OR ENTITY. NONE OF THE MSCI PARTIES HAS ANY OBLIGATION TO TAKE THE NEEDS OF THE AMUNDI, THIS SUB-FUND'S UNITHOLDERS OR ANY OTHER PERSON OR ENTITY INTO CONSIDERATION IN DETERMINING, COMPOSING OR CALCULATING THE MSCI INDICES. NONE OF THE MSCI PARTIES IS RESPONSIBLE FOR OR HAS PARTICIPATED IN DETERMINATION OF THE TIMING OF, PRICES AT, OR QUANTITIES OF THIS SUB-FUND TO BE ISSUED OR IN THE DETERMINATION OR CALCULATION OF THE EQUATION BY OR THE CONSIDERATION INTO WHICH THIS SUB-FUND IS REDEEMABLE. FURTHERMORE, NONE OF THE MSCI PARTIES HAS ANY OBLIGATION OR LIABILITY TO THE ISSUER OR OWNERS OF THIS SUB-FUND OR ANY OTHER PERSON OR ENTITY IN CONNECTION WITH THE ADMINISTRATION, MARKETING OR OFFERING OF THIS SUB-FUND. ALTHOUGH MSCI SHALL OBTAIN INFORMATION FOR INCLUSION IN OR FOR USE IN THE CALCULATION OF THE MSCI INDICES FROM SOURCES THAT MSCI CONSIDERS RELIABLE, NONE OF THE MSCI PARTIES WARRANTS OR GUARANTEES THE ORIGINALITY, ACCURACY AND/OR THE COMPLETENESS OF ANY MSCI INDEX OR ANY DATA INCLUDED THEREIN. NONE OF THE MSCI PARTIES MAKES ANY WARRANTY, EXPRESS OR IMPLIED, AS TO RESULTS TO BE OBTAINED BY THE ISSUER OF THE SUB-FUND, OWNERS OF THE SUB-FUND, OR ANY OTHER PERSON OR ENTITY, FROM THE USE OF ANY MSCI INDEX OR ANY DATA INCLUDED THEREIN. NONE OF THE MSCI PARTIES SHALL HAVE ANY LIABILITY FOR ANY ERRORS, OMISSIONS OR INTERRUPTIONS OF OR IN CONNECTION WITH ANY MSCI INDEX OR ANY DATA INCLUDED THEREIN. FURTHERMORE, NONE OF THE MSCI PARTIES MAKES ANY EXPRESS OR IMPLIED WARRANTIES OF ANY KIND, AND THE MSCI PARTIES HEREBY EXPRESSLY DISCLAIM ALL WARRANTIES OF MERCHANTABILITY AND FITNESS FOR A PARTICULAR PURPOSE, WITH RESPECT TO EACH MSCI INDEX AND ANY DATA INCLUDED THEREIN. WITHOUT LIMITING ANY OF THE FOREGOING, IN NO EVENT SHALL ANY OF THE MSCI PARTIES HAVE ANY LIABILITY FOR ANY DIRECT, INDIRECT, SPECIAL, PUNITIVE, CONSEQUENTIAL OR ANY OTHER DAMAGES (INCLUDING LOST PROFITS) EVEN IF NOTIFIED OF THE POSSIBILITY OF SUCH DAMAGES.

**Important information**

This document is provided for information purposes only and does not constitute a recommendation, a solicitation, an offer, advice or an invitation to purchase or sell any units or shares of the fund (FCP), collective employee fund (FCPE), SICAV, SICAV sub-fund or SICAV investing primarily in real estate (SPPICAV) (collectively, "the Funds") described herein and should in no case be interpreted as such. This document is not a contract or commitment of any form. Information contained in this document may be altered without notice. The management company accepts no liability whatsoever, whether direct or indirect, that may arise from the use of information contained in this document. The management company can in no way be held responsible for any decision or investment made on the basis of information contained in this document. The information contained in this document is disclosed to you on a confidential basis and shall not be copied, reproduced, modified, translated or distributed without the prior written approval of the management company, to any third person or entity in any country or jurisdiction which would subject the management company or any of the funds, to any registration requirements within these jurisdictions or where it might be considered as unlawful. Not all of the funds are systematically registered in all jurisdictions of all investors. Investment involves risk. The past performances shown in this document, and simulations based on these, do not guarantee future results, nor are they reliable indicators of future performance. The value of an investment in units or shares of the funds may fluctuate according to market conditions and cause the value of an investment to go up or down. As a result, fund investors may lose all or part of the capital originally invested. All potential investors in the funds are advised to ascertain whether such an investment is compatible with the laws to which they are subject and the tax implications of such an investment prior to investing, and to familiarise themselves with the legal documents in force for each fund. Concerning mandates, this document is a part of the periodic statement of the management activities of your portfolio and must be read in conjunction with any other periodic statement or notice of confirmation provided by your custodian and related to the transactions of your portfolio. Unless stated otherwise, the management company is the source of the data in this document. The date of the data in this document is that indicated at the top of the document, unless otherwise stated.

This document is designed exclusively for institutional, professional, qualified or sophisticated investors and distributors. It is not meant for the general public or private clients of any jurisdiction or those qualified as 'US Persons'. Approved investors in regard to the European Union are those which are defined as "Professional" investors in Directive 2004/39/EC of 21 April 2004 "MiFID" or, as the case may be, as defined under each local legislation and, insofar as the offer in Switzerland is concerned, "qualified investors" as set forth in the federal Law on Collective Investments (LPCC), the Ordinance on collective investments of 22 November 2006 (OPCC) and the FINMA 08/8 Circular regarding the legislation on collective investments of 20 November 2008. This document shall not, under any circumstance, be sent within the European Union to non "Professional" investors as defined by the MFI or under each local legislation, or in Switzerland to those investors which are not defined as "qualified investors" in the applicable law and regulations.